

MedCasterTM

CATALOG
2024




Your best
MOVE for
Healthcare
Equipment!

Contents

INTRODUCTION



AntiMicrobial Antistatic
Page 3-4



Nomenclature
Page 5



Fittings
Page 6-8

MedCaster Inc. is focused on the manufacturing and supply of casters and wheels to the Medical and Pharmaceutical industries. Our broad line of products and expertise allows us to meet our customer's needs. MedCaster can also design and produce casters and wheels that meet your specific requirements such as custom colors or other specifications. Please contact us toll free at 800-253-0868 or email us at info@medcaster.com.

NYLON CASTERS

Twin Wheel (Page 9-24)



HTA Page 10-11 **HT** Page 12-13 **TT** Page 14-15 **TG** Page 16 **TM** Page 17 **GRX** Page 18-19 **PSF** Page 20-21 **PUT** Page 22-23 **403** Page 24

Single Wheel (Page 25-35)



Avant AV Page 26-27 **Nylon** NG Page 28-29 **Nylon Stainless** NS Page 30-31 **Nylon Antistatic** NA Page 32 **Nylon Non-Magnetic** NM Page 33 **Genesis** PGE Page 34-35


STEEL & STAINLESS STEEL

Zinc (Page 36-37)



Razer
RZ Page 37

Chrome (Page 38-46)



NeoTeq Comfort Roll CN Page 38 **NeoTeq Dual** DN Page 39 **Chrome Hospital** FX Page 40-41 **Chrome Hospital Precision** CS Page 42-43 **Bi Brake** BB/DT Page 44-45 **Dual** DW Page 46

Stainless Steel (Page 47-55)



Intro Page 47 **SS** Page 48-49 **SX** Page 50-51 **Precision** SC Page 52-53 **Defender 2" Width** D4 Page 54-55

SPECIALTY & CENTRAL LOCK

Central Lock (Page 56-62)



Primacy PS Page 57 **TT** Page 58 **CT** Page 59 **Rhombus 390** 390 Page 60 **Rhombus 391** 391 Page 61 **Parts** Page 62

ACCESSORIES

Accessories (Page 63-66)



Conversions (Page 67)

Inches/Millimeter Conversion

Inches	Millimeters	Inches	Millimeters	Inches	Millimeters
1.00	25.40	1.00	25.40	1.00	25.40
1.02	25.91	1.02	25.91	1.02	25.91
1.04	26.42	1.04	26.42	1.04	26.42
1.06	26.93	1.06	26.93	1.06	26.93
1.08	27.44	1.08	27.44	1.08	27.44
1.10	27.95	1.10	27.95	1.10	27.95
1.12	28.46	1.12	28.46	1.12	28.46
1.14	28.97	1.14	28.97	1.14	28.97
1.16	29.48	1.16	29.48	1.16	29.48
1.18	30.00	1.18	30.00	1.18	30.00
1.20	30.51	1.20	30.51	1.20	30.51
1.22	31.02	1.22	31.02	1.22	31.02
1.24	31.53	1.24	31.53	1.24	31.53
1.26	32.04	1.26	32.04	1.26	32.04
1.28	32.55	1.28	32.55	1.28	32.55
1.30	33.06	1.30	33.06	1.30	33.06
1.32	33.57	1.32	33.57	1.32	33.57
1.34	34.08	1.34	34.08	1.34	34.08
1.36	34.59	1.36	34.59	1.36	34.59
1.38	35.10	1.38	35.10	1.38	35.10
1.40	35.61	1.40	35.61	1.40	35.61
1.42	36.12	1.42	36.12	1.42	36.12
1.44	36.63	1.44	36.63	1.44	36.63
1.46	37.14	1.46	37.14	1.46	37.14
1.48	37.65	1.48	37.65	1.48	37.65
1.50	38.16	1.50	38.16	1.50	38.16
1.52	38.67	1.52	38.67	1.52	38.67
1.54	39.18	1.54	39.18	1.54	39.18
1.56	39.69	1.56	39.69	1.56	39.69
1.58	40.20	1.58	40.20	1.58	40.20
1.60	40.71	1.60	40.71	1.60	40.71
1.62	41.22	1.62	41.22	1.62	41.22
1.64	41.73	1.64	41.73	1.64	41.73
1.66	42.24	1.66	42.24	1.66	42.24
1.68	42.75	1.68	42.75	1.68	42.75
1.70	43.26	1.70	43.26	1.70	43.26
1.72	43.77	1.72	43.77	1.72	43.77
1.74	44.28	1.74	44.28	1.74	44.28
1.76	44.79	1.76	44.79	1.76	44.79
1.78	45.30	1.78	45.30	1.78	45.30
1.80	45.81	1.80	45.81	1.80	45.81
1.82	46.32	1.82	46.32	1.82	46.32
1.84	46.83	1.84	46.83	1.84	46.83
1.86	47.34	1.86	47.34	1.86	47.34
1.88	47.85	1.88	47.85	1.88	47.85
1.90	48.36	1.90	48.36	1.90	48.36
1.92	48.87	1.92	48.87	1.92	48.87
1.94	49.38	1.94	49.38	1.94	49.38
1.96	49.89	1.96	49.89	1.96	49.89
1.98	50.40	1.98	50.40	1.98	50.40
2.00	50.91	2.00	50.91	2.00	50.91

Antimicrobial Casters and Wheels

How It Works:

Our antimicrobial wheels, thread guards, and forks incorporate a specialized compound designed to inhibit the growth of various destructive and odor-causing microbes, including bacteria, molds, mildew, and fungi. The active ingredients within this compound neutralize the microbes' ability to function, grow, and reproduce.

Duration of Protection:

Engineered to remain effective against microbes throughout the entire lifespan of the product, our antimicrobial wheels ensure lasting protection. The antimicrobial agent is stored within the polymer and gradually released to the wheel's surface over time.

Resistance to Wear and Tear:

Unlike surface coatings, our antimicrobial wheel protection is an integral part of the product, making it resilient to abrasion, chips, scratches, tread wear, or even wax buildup. No matter the wear and tear, the effectiveness in fighting bacteria remains unaffected.

Cleaning Practices:

While our antimicrobial compound provides an additional layer of protection, it does not replace the need for regular cleaning practices. These wheels are designed to complement and enhance your existing cleaning program. Always adhere to good hygiene practices for optimal results.

Safety Assurance:


With a history of more than 25 years of use in hospitals and approval from regulatory authorities like the US Environmental Protection Agency (EPA), the European Union (EU), the National Sanitation Foundation (NSF), and others, our antimicrobial compound is a trusted choice.



Get a Handle on Your Electrostatic Discharge Problem



In the medical industry, the electrostatic discharge from a simple human touch can result in costly and frustrating damage to electronic equipment. MedCaster offers conductive/antistatic casters and wheels designed to minimize this risk. Our conductive casters conform to CEN standards, with resistance values of less than 10,000 ohms (measured at 500V DC, with a minimum output of 50V DC at 1,000 ohms resistance). Invest in MedCaster conductive casters for reliable protection against electrostatic discharge in your medical applications.



Compliance Information

Please work with your sales representative for compliance requirements on a part specific basis.

New Model Number System

Twin Nylon (HT) Example:

HT125PYPTL-RS01GGILSSCOND

Series	
HT	Twin Wheel
GRX	Twin Wheel
HTA	Twin Wheel Light
TT	Twin Wheel
FX	Chrome/Stainless
CS	Chrome Precision
SC	Stainless Precision
BB	BBTEK
DT	BBTEK Streamline
CT	Central Lock

Wheel Bearing Type			
P	Precision Bearing	X	Stainless Precision
A	Annular	Y	Dual
B	Ball		Pressed
D	Delrin		Precision
N	Plain Nylon	Z	Dual
O	Plain Bore		Pressed
R	Roller		Stainless
S	Stainless Roller		Precision

Fitting Code	
RS	Round Stem
GR	Grip Ring
HK	Hollow Kingpin
SP	Special
CL	Central Lock
TP	Top Plate
TS	Threaded Stem
XRR	Expanding Rubber Round
XSR	Expanding Rubber Square
XRN	Expanding Nylon Round
XSN	Expanding Nylon Square

Color Code	
GG	Gray on Gray
WG	White on Gray
WB	White on Black
BK	Black on Black

Actual Color Codes vary by series.

Wheel Diameter (mm)		
30	65	125
38	75	150
50	100	200

Wheel Type			
PY	Polyurethane TPU	NY	Nylon
AM	Antimicrobial TPR/TPE	PP	Pololefin
AR	Antimicrobial Rubber/Sterilizer	QR	Quik-Start Performa TPE
CR	Conductive TPR/TPE	RM	Rubber on Metal Disk
NR	Neoprene Rubber	RP	Santoprene TPR 85A
		TP	Thermoplastic Rubber TPR

Fork Type/Configuration	
TL	Total Lock
DL	Directional Lock
DT	Direction/Total Lock Combination
FB	Face Brake
RB	Rigid on Brake body
RG	Rigid
SW	Swivel
TB	Top Brake
WB	Wheel Brake

Special Requirements	
IL	Mounting Hole Inline to direction of travel
@90	Fitting turned 90 degrees to direction of travel
SS	Stainless Steel
MRI	MRI Safe
MR	MR Conditional
COND	Conductive
SSCOND	Stainless Steel Conductive
GP	Gray Brake Pedal
1SL	1 position DL
2SL	2 Position DL

See fitting information on next pages.

Legacy Model Number System

Avant (AV) Example:

AV05QRP125DLTP01SS

Series	
AV	Avant
CN	Chrome Neoteq
DN	Dual Neoteq
DW	Dual Wheel Chrome
NA	NG Conductive
NG	Nylon Next Gen
NM	NG NMR Conditional
NS	NG Stainless
PS	Primacy Single
RZ	Razer Chrome
SS	Stainless Hospital
SX	Stainless Hospital Gen2
TA	Twin Med Conductive
TG	Twin Med Gray
TM	Twin Med Original

Wheel Bearing Type			
P	Precision Bearing	X	Stainless Precision
A	Annular	Y	Dual
B	Ball		Pressed
D	Delrin		precision
N	Plain Nylon	Z	Dual
O	Plain Bore		Pressed
R	Roller		Stainless
S	Stainless Roller		Precision

Wheel Diameter (Inches)	
025=	.25"
050=	.50"
075=	.75"
100=	1.0
125=	1.25
150=	1.5
200=	2.0
281=	2.81
283=	2.83

Fitting Code	
TP	Top Plate
RS	Round Stem
GR	Grip Ring
HK	Hollow Kingpin
SP	Special
CL	Central Lock
TS	Threaded Stem
XRR	Expanding Rubber Round
XSR	Expanding Rubber Square
XRN	Expanding Nylon Round
XSN	Expanding Nylon Square

Color Code (When Applicable)	
GG	Gray on Gray
WG	White on Gray
WB	White on Black
BK	Black on Black

Actual Color Codes vary by series.

Wheel Type	
QR	Quik-Start Performa TPE
PY	Polyurethane TPU
AM	Antimicrobial TPR/TPE
AR	Antimicrobial Rubber/sterilizer
CR	Conductive TPR/TPE
NR	Neoprene Rubber
NY	Nylon
PP	Pololefin
RM	Rubber on Metal Disk
RP	Santoprene TPR 85A
TP	Thermoplastic Rubber TPR

Fork Type/Configuration	
DL	Directional Lock
TL	Total Lock
DT	Direction/Total Lock Combination
FB	Face Brake
RB	Rigid on Brake Body
RG	Rigid
SW	Swivel
TB	Top Brake
WB	Wheel Brake

See fitting information on next pages.

Special Requirements	
IL	Mounting Hole Inline to direction of travel
@90	Fitting turned 90 degrees to direction of travel
SS	Stainless Steel
SSTG	Stainless Steel Thread Guard
PS	Precision Swivell
COND	Conductive
GP	Gray Brake Pedal
1SL	1 position DL
2SL	2 Position DL

Wheel Diameter (Inches)	
02=	2"
04=	4"
05=	5"
06=	6"
08=	8"

Fork Only Numbering

Fork less wheel model numbering system is similar to caster numbering system, except no wheel/bearing code.

AV05125DLTP01SS

Wheel Numbering

Wheel numbering is similar to casters, but deletes fitting code and everything to the right. Last two digits are a special axle code where 04=1/4, 05=5/16", 06=3/8", 08=1/2", 10=5/8" and 12=3/4" axle.

AV05QRP12504

Stem Fittings

Hollow Kingpins



Hollow Kingpins

Fitting Code	Dimensions	EDP of Complete part below
HK01	12.7-13mm ID	Fits both M12 and 1/2-13 sized bolts
HK02	12.2mm ID	Fits M12 bolt only
HK04	11mm ID	Fits M10 and 3/8-16 bolts CN / RZ / NG03
HKU1	12.7-13mm ID	Unassembled caster kit
HKU2	12.2mm ID	Unassembled caster kit
HKU4	11mm ID	Unassembled caster kit
HT01	1/2-13 threaded hole	Special order - with MOQ
HT03	3/8-16 threaded hole	Special order - with MOQ

Hollow Kingpin Spacers

Fitting Code	Dimensions
NGSPCR06	Spacer to reduce NG series from 13mm HK to 11mm HK
AVSPCR06	Spacer to reduce Avant series from 13mm HK to 11mmHK

Round Stems



Fitting Code	Dimensions	EDP of Complete part below
RS01	22mm x 45mm	M8 hole @ 19mm
RS02	25.4mm x 45mm	M8 hole @ 19mm
RS03	27.8mm x 45mm	M8 hole @ 19mm
RS05	32mm x 45mm	M6 hole @ 7mm
RS17	7/16 x 1-7/8" Round stem w/ no hole	Avant 75mm 75mm only (Pintle pin)

Square Stems




Available upon Request - Consult Factory.
MOQ may apply

Grip Ring Stems



Fitting Code	Dimensions	EDP of Complete part below
GR01	7/16 x 7/8 round	05502.40 + 1/2-13 Bolt
GRS1	7/16 x 7/8 round 304 Stainless	05502.41 + 1/2-13 Bolt
GR02	7/16 x 1-7/16 round	05502.42 + 1/2-13 Bolt
GRS2	7/16 x 1-7/16 round 304 Stainless	05502.43 + 1/2-13 Bolt
GR03	3/8 x 7/8 round	05502.44 + 1/2-13 Bolt
GR04	5/8 x 1-5/8 round	05502.45 + T1/2-13 Bolt
GR09	.845 x 2-3/16 round	05502.46 + 1/2-13 Bolt
GR10	7/16 x 1-3/8 round	05502.47 + 1/2-13 Bolt
GR11	.845 x 2-3/16 round Stainless	
GR19	3/8" x .75" Grip ring	Avant 75mm only (Pintle pin)
GR20	11x30mm (7/16 x 1-3/16)	GRX series only

Expanding Adapters



Round Nylon Expanding Adapters

Fitting Code	Dimensions	EDP of Complete part below	Rhombus PN
XRN1	.70-.78" (17.8-19.7mm)	907170 + M12 Bolt	R66
XRN2	.78-.85" (19.8-21.7mm)	907171 + M12 Bolt	R67
XRN3	.86-.97" (21.8-24.7mm)	907172 + TM12 Bolt	R68
XRN4	.97-1.13" (24.8-28.7mm)	907173 + M12 Bolt	R69
XRN5	1.14-1.29" (28.8-32.7mm)	907174 + M12 Bolt	R70



Square Nylon Expanding Adapters

Fitting Code	Dimensions	EDP of Complete part below	Colson PN
XSN1	.78-.81" (19.6 - 20.9mm)	907175 + M12 Bolt	R71
XSN2	.83-.87" 21.0-21.9mm	907176 + M12 Bolt	R72
XSN3	.88-.94" (22.0-24.0mm)	907177 + M12 Bolt	R73
XSN5	.985-1.12" (25.8-28.5mm)	907178 + M12 Bolt	R75
XSN6	1.13-1.16" 28.6-29.5mm	907179 + M12 Bolt	R76
XSN7	1.16-1.29" (29.6-32.7mm)	907180 + M12 Bolt	R77
XSN9	1.36-1.46" (34.6-37.0mm)	907181 + M12 Bolt	R79



Expanding Adapter Round Stem for Round Tubing


Fitting Code	Dimensions	EDP of Complete part below	Colson PN
XRR1	.75 -.81" (19.04-20.62mm)	05502.40 + 1/2-13 Bolt	MTG40
XRR2	.88-.94" (22.21-23.79mm)	05502.41 + 1/2-13 Bolt	MTG41
XRR3	1.0 - 1.06" (25.4-26.99mm)	05502.42 + 1/2-13 Bolt	MTG42
XRR4	1.13 - 1.19" (28.7-30.23mm)	05502.43 + 1/2-13 Bolt	MTG43
XRR5	1.25 - 1.31" (31.75-33.27mm)	05502.44 + 1/2-13 Bolt	MTG44
XRR6	1.38 - 1.44" (35.05-36.57mm)	05502.45 + T1/2-13 Bolt	MTG45
XRR7	1.5 - 1.56" (38.1-39.62mm)	05502.46 + 1/2-13 Bolt	MTG46
XRR8	1.63 - 1.69" (41.4-42.93mm)	05502.47 + 1/2-13 Bolt	MTG47



Expanding Adapter Round Stem for Square Tubing

Fitting Code	Dimensions	EDP of Complete part below	Colson PN
XSR2	.88-.94" (22.21-23.79mm)	05502.51 + 1/2-13 Bolt	MTG51
XSR3	1.0 - 1.06" (25.4-26.99mm)	05502.52 + 1/2-13 Bolt	MTG52
XSR4	1.13 - 1.19" 28.7-30.23mm	05502.53 + 1/2-13 Bolt	MTG53
XSR5	1.25 - 1.31" (31.75-33.27mm)	05502.54 + 1/2-13 Bolt	MTG54
XSR6	1.38 - 1.44" (35.05-36.57mm)	05502.55 + T1/2-13 Bolt	MTG55

Threaded Stems



Fitting Code	Dimensions	Additional Information
TS01	1/2-13NC x 3/4	
TS02	1/2-13NC x 1	
TS03	1/2-13NC x 1-1/2	
TS04	1/2-13NC x 2	
TS05	7/16-14NC x 1-3/4	
TS06	3/8-16NC x 1	
TS07	M12 x 1.75 x 25.4mm	
TS11	1/2-13NC x 3/4 stainless 304ss	
TS12	1/2-13NC x 1 stainless 304ss	
TS13	1/2-13NC x 1-1/2 stainless 304ss	
TS14	1/2-13NC x 2 stainless 304ss	
TS15	M10 x 1.50p X 15mm	
TS16	M12 X 20mm	
TS18	M16 x 20	
TS19	M12 x 28mm	
TS20	M10 x 17	
TS21	M12 X 1.75p x 60MM	
TS21s	M12 X 1.75p x 60MM 304ss	
TS22	1/2-13 x 2.69"	
TS22S	1/2-13 x 2.69" 304ss	
TS23	M12 X 15MM	
TS24	3/8-16NC x .75	
TS25	3/8-16NC x 1.5	
TS28	5/16"-18 x .75"	
TS30	M12 x 1.75p x .75"	
TS33	5/16-18x1"	

Fitting Code	Dimensions	Additional Information
TS34	M10-1.5 x 25.4mm	
TS35	M12 x 25mm 304 Stainless	
TS37	M12 x 1.75p x 38mm	
TS38	M10 x 1.5p x 20mm	
TS39	M12 x 1.75 x 70mm Low Profile Cap Screw	
TS40	M16 x 2.0 x 25mm	
TS40F	M16 x 2.0 x 25mm with 2 Flats	
TS41	3/4-10 x 1.38"	
TS42	M10-1.5x25.4mm 304ss	
TS43	3/8-16 x 2.25"	
TS44SS	M16 x 2.0P x 40mm Stainless Steel	
TS45	M10-1.5x45mm	
TS46	M16 x 2.0 x 38mm	
TS46F	M16 x 2.0 x 38mm with 2 Flats	
TS50	1/2-13x 1/2"	
TS51	5/16-18 x .75"	
TS52	M8 x 15mm	GRX - Pintle Pin
TS53	M8 x 12mm	GRX- Pintle Pin
TS54	M10 x 16mm	GRX- Pintle Pin
TS55	M8 x 20mm	GRX- Pintle Pin
TS56	M12x32mm	
TS57	M16x32mm	
TS57F	M16x32mm with 2 flats	
TS58	3/8-16 x 1.25"	

For Unassembled caster kits using threaded bolts please add U before the number EX TSU2 or TSU51

Central Locking Stems (For Beds and Stretchers)



Fitting Code	Dimensions	EDP of Complete part below	Colson PN
CL01	27.8mm x 98mm 41/52° Cam	TT and CT Series 45° cam.	2351
CL02	32mm x 54mm 30° Cam	35/30 Cam available with MOQ	985
CL03	27.8mm x 98mm 30° Cam	35/30 Cam available with MOQ	4351
CL04	32mm x 54mm 41/52° Cam	TT and CT Series 45° cam.	885

RS03 27.8mm x 45mm for tubular frame with 28mm ID

RS05 32mm x 45mm for tubular frame with 32mm ID

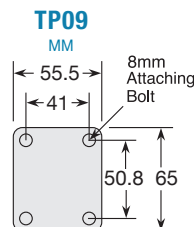
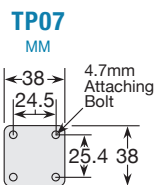
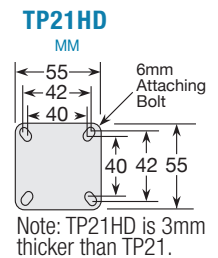
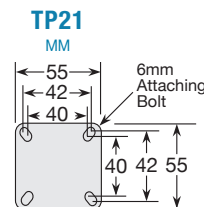
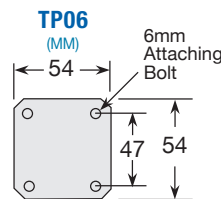
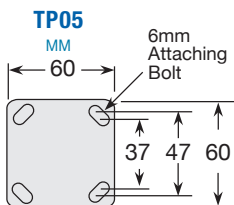
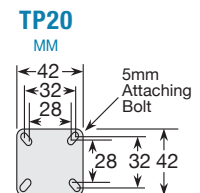
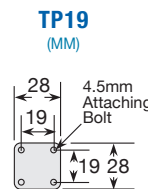
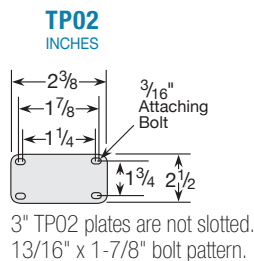
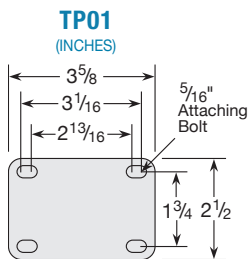
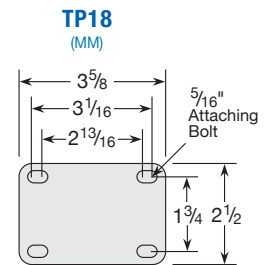
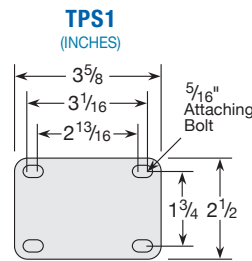
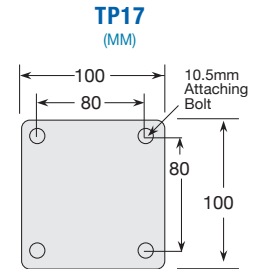
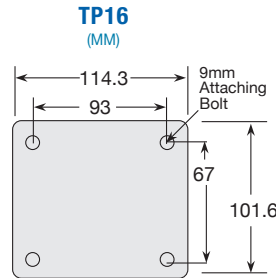
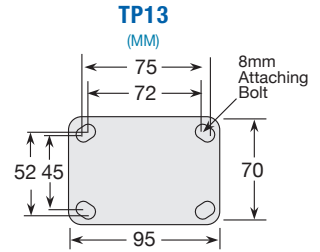
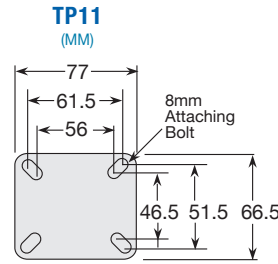
Only available for swivel models.

Plate Fittings

Top Plates



Fitting Code	Dimensions	Additional Information
TP01	2-1/2 x 3-5/8 (1 3/4" x 2-13/16 slotted to 3-1/16)	Most Common Top Plate for USA
TP02	1-1/4 x 2-3/8	
TP05	2.36 x 2.36 (60x60mm) 48x48 slotted to 38x38	
TP06	2.12 x 2.12 (54x54mm)	
TP07	1.5" x 1.5" (38x38) Slotted (29x29 to 25x25) 5mm hole	
TP09	2-3/16 x 2-9/16	
TP11	2.65 x 3 (77x67mm)	Common European Top Plate
TP13	95x70mm Slotted (52-45 x 75-72)	Common European Top Plate
TP16	114.3x101.6mm overall (Catis P6)	93x67mm Round hole 9mm holes
TP17	100x100mm overall (Catis P8)	80x80mm Round hole 10.5mm holes
TPS1	2-1/2 x 3-5/8 316 stainless (1 3/4" x 2-13/16 slotted to 3-1/16)	316 stainless TP01 For NM series only
TP18	1.75 x 3" Plate	Old Shepherd 140 Plate - RZ series- Bolt on only
TP19	28mm x 28mm (19x19) 4.5mm hole	
TP20	42mm x 42mm (Slotted 32x32 to 28x28) 5mm hole	
TP21	55mm x 55mm (Slotted 42x42 to 40x40) 6mm hole	
TP21HD	55mm x 55mm (Slotted 42x42 to 40x40) 6mm hole	HD version. TP21HD is 3mm thicker than TP21.



INTRODUCING HTA/HT/TT series MedCaster Twin Wheel Nylon Casters

Excellent for stability and quiet mobility for medical equipment

MedCaster HTA, HT and TT series dual wheel casters are the low-profile medical caster solution. You would have to use larger single wheel casters to get the same mobility as our dual wheel models. With two wheels, the weight is split and evenly distributed. The less weight a single wheel has to cope with, the easier the medical equipment will move. It also takes less amount of force to get medical equipment with dual wheel casters to change direction than single wheel casters with the same wheel diameter.

A dual ball raceway provides easy swiveling, and a precision wheel bearing offers smooth rolling. Integrated thread guards prevent debris entanglement. Wheels are ergonomic and non-marking. Caster fastenings are customizable to your specific product requirement. Most of the dual wheel casters are available with Total Lock (swivel lock and wheel brake) and Direction Lock (swivel lock only) options.

NYLON CASTERS



HTA
Page 10-11



HT
Page 12-13



TT
Page 14-15

Twin Nylon (HTA)

NYLON CASTERS
Twin Wheel



DESCRIPTION

Light weight construction for lighter and more economical applications

APPLICATIONS

- Healthcare, home and office furniture
- Home healthcare beds
- Medical devices
- IV Stands
- Store fixtures

FEATURES & SPECIFICATIONS

- Glass Fiber Reinforced Nylon 6 Body and Pedals
- Blind hole swivel construction for flexible fitting options
- Precision Ball bearing wheels
- Easy on/off double pedal brake
- Wheel Brake only
- Non marking Polyurethane wheel treads (85-90A)

COLORS AND FINISHES

GG
RAL7001 silver gray
fork/wheel core
RAL7011 iron gray
wheel tread



WB
RAL9003 signal white
fork/wheel core
RAL 9011 graphite
black wheel tread



Other color
combinations available
by special order with
factory MOQ



CASTERS FEATURES AND HIGHLIGHTS



Brake disengaged

Brake engaged

Unique Brake Pedal System

When you engage the brake, the "off" pedal lifts up for easy unlocking. No fiddling around with your foot. Clear locked/un-locked positions.

CASTER OPTIONS



Free Swivel



Wheel Brake
Lock with press of
brake pedal.



Stainless Steel
Optional stainless steel internal
caster components for harsher
applications. To order add "SS"
at end of model number before
wheel color code. Threaded
stem models only. Example:
HTA100PYPTB-TS02GGSS.



Conductive
Optional conductive casters help
prevent static electricity discharge. To
order add "COND" before wheel color
code. Example:
HTA100PYP-TP11WBCOND.
Available on Stainless steel models
also. Example:
HTA100PYPTB-TP11WBSSCOND.

TWIN NYLON (HTA) MODELS

Wheel Diameter	Mounting Height	Configuration Type	Swivel Radius	Dynamic Load	Base Footprint	Add Wheel Code and Fastening Code	Fitting Options
75mm	95mm	Swivel	68mm	50kg	62mm	HTA75PYPSW _____	Plate: TP11 Grip Ring Stem: GR01, GR10 Threaded Stem: TS06, TS02, TS07, TS34
		Wheel Brake	89mm	50kg	62mm	HTA75PYPTB _____	
100mm	122mm	Swivel	86mm	80kg	67mm	HTA100PYPSW _____	
		Wheel Brake	108mm	80kg	67mm	HTA100PYPTB _____	

CHOOSE CASTER/WHEEL COLOR CODE

GG

Silver gray core/
iron gray tread



WB

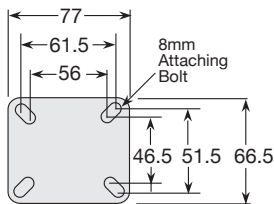
Signal white core/
black tread



CHOOSE FITTING CODE

Top Plate

TP11
(MM)



(TS)

Threaded Stems

TS06	3/8"-16NC x 1"
TS02	1/2"-13NC x 1"
TS07	M12 x 1.75 x 25.4mm
TS34	M10-1.5 x 25.4mm

Note: TS02, TS34, TS07 are available on stainless steel models.



(GR)

Grip Ring Stems

GR01	7/16" x 7/8" round
GR10	7/16" x 1-3/8" round

NYLON CASTERS
Twin Wheel

CASTER SIZES



HTA75PYPSW-TS02GG



HTA75PYPTB-TS02GG

75mm



HTA100PYPSW-TP11WB



HTA100PYPTB-GR01GG

100mm

Twin Nylon (HT)

NYLON CASTERS
Twin Wheel



DESCRIPTION

New feature rich design with flexible options for a wide range of applications

APPLICATIONS

- Healthcare furniture
- Home healthcare beds
- Electronic medical devices
- Computer carts
- Incubators & bassinets
- Diagnostic Equipment

FEATURES & SPECIFICATIONS

- Glass Fiber Reinforced Nylon 6 Body and Pedals
- Precision bearing Swivel construction
- Precision Ball bearing wheels
- Easy on/off double pedal Total Lock brake (Directional Lock also available)
- Non marking Polyurethane wheel treads (85-90A)

COLORS AND FINISHES

GG
RAL7001 silver gray
fork/wheel core
RAL7011 iron gray
wheel tread



WB
RAL9003 signal white
fork/wheel core
RAL 9011 graphite
black wheel tread



Other color
combinations available
by special order with
factory MOQ



CASTERS FEATURES AND HIGHLIGHTS



Brake disengaged

Brake engaged

Unique Brake Pedal System

When you engage the brake, the "off" pedal lifts up for easy unlocking. No fiddling around with your foot. Clear locked/un-locked positions.

CASTER OPTIONS



Free Swivel

Total Lock Brake
Easy action double pedal models lock both swivel and wheel.

Direction Lock
easy action double pedal models lock swivel only to help with steering (light green pedal)

Stainless Steel
Optional stainless steel internal caster components for harsher applications. To order add "SS" before caster/wheel color code. Example: HT100PYPTB-TP11GGSS.



Conductive

Optional conductive casters help prevent static electricity discharge. To order add "-COND" after caster/wheel color code. Example: HT100PYPT-TP11WBCOND. Available on Stainless steel models also. Example: HT100PYPTB-TP11WBSSCOND.

TWIN NYLON (HT) MODELS

Wheel Diameter	Mounting Height	Configuration Type	Swivel Radius	Dynamic Load	Base Footprint	Add Wheel Code and Fastening Code	Fitting Options
75mm	93mm	Swivel	68mm	50kg	62mm	HT75PYPSW	Plate: TP11 Hollow Kingpin: HK04, HKU4 Threaded Stem: TS02, TS07, TS34
		Total Lock	89mm	50kg	62mm	HT75PYPTL	
		Directional Lock	89mm	50kg	62mm	HT75PYPDL	
100mm	122mm/ 126mm TP13	Swivel	86mm	80kg	67mm	HT100PYPSW	Plate: TP11, TP13 Hollow Kingpin: HK01, HK02, HK04, HKU1, HKU2, HKU4 Round Stem: RS01, RS03, RS16 Threaded Stem: TS02, TS07, TS34, TS40, TS40F
		Total Lock	108mm	80kg	67mm	HT100PYPTL	
		Directional Lock	108mm	80kg	67mm	HT100PYPDL	
125mm	145mm/ 149mm TP13	Swivel	106mm	100kg	73mm	HT125PYPSW	
		Total Lock	133mm	100kg	73mm	HT125PYPTL	
		Directional Lock	133mm	100kg	73mm	HT125PYPDL	

CHOOSE CASTER/WHEEL COLOR CODE

GG

Silver gray core/
iron gray tread



WB

Signal white core/
black tread



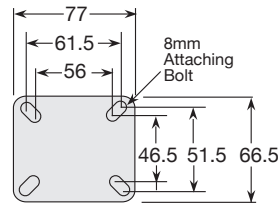
CHOOSE FITTING CODE



Top Plates

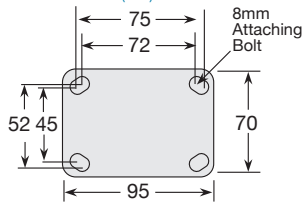
TP11

(MM)



TP13

(MM)



(HK)

Hollow Kingpin*

HK01	13mm ID
HK02	12mm ID
HK04	11mm ID
HKU1*	13mm ID
HKU2*	12mm ID
HKU4*	11mm ID

*For unassembled casters, use HKU1, HKU2 or HKU4 codes.



(TS)

Threaded stems

TS02	1/2"-13NC x 1"
TS07	M12 x 1.75 x 25.4mm
TS34	M10-1.5 x 25.4mm
TS40	M16 x 2.0 x 25mm
TS40F	M16 x 2.0 x 25mm with 2 Flats for direction lock models



(RS)

Round Stems

RS01	22mm x 45mm M8 hole @19mm
RS03	27.8mm x 45mm M8 hole @19mm
RS16	18x28mm M8 hole @19mm



CASTER SIZES



HT75PYPSW-TS02GG HT75PYPTL-TS02GG

75mm



HT100PYPSW-RS01WB HT100PYPTL-TS02WB

100mm



HT125PYPSW-TP11GG HT125PYPTL-TS02GG

125mm

Twin Nylon (TT)

NYLON CASTERS
Twin Wheel



DESCRIPTION

Premium Nylon casters with enhanced braking options

APPLICATIONS

- Transport chairs
- Electronic medical devices medication carts
- Imaging devices
- Diagnostic Equipment

FEATURES & SPECIFICATIONS

- Glass Fiber Reinforced Nylon 6 Body and Pedals
- Precision bearing Swivel construction
- Precision Ball bearing wheels
- Easy on/off double pedal Total Lock brake (Directional Lock also available)
- Combination TL/DL brake system optional
- Non marking Polyurethane wheel treads (85-90A)

COLORS AND FINISHES

GG

RAL7001 silver gray fork/wheel core
RAL7011 iron gray wheel tread



WB

RAL9003 signal white fork/wheel core
RAL 9011 graphite black wheel tread



Other color

combinations available by special order with factory MOQ



CASTERS FEATURES AND HIGHLIGHTS



Brake disengaged

Steering locked

Wheel locked

Steering and wheel locked

Unique Combo Direction/Total Lock Brake Pedal System

New design features two locking pedals that allow separate control of wheel and steering lock. Off pedal unlocks both simultaneously.



Brake disengaged

Brake engaged

Unique Brake Pedal System

When you engage the brake, the "off" pedal lifts up for easy unlocking. No fiddling around with your foot. Clear locked/un-locked positions.

CASTER OPTIONS



Free Swivel



Total Lock Brake
Easy action double pedal models lock both swivel and wheel.



Direction Lock
Easy action double pedal models lock swivel only to help with steering (light green pedal)



Direction/Total Lock Combo
Versatile brake provides separate control of wheel and steering lock



Stainless Steel
Optional stainless steel internal caster components for harsher applications. To order add "SS" before caster/wheel color code. Example: TT100YPDT-TP11GGSS.



Conductive


Optional conductive casters help prevent static electricity discharge. To order add "-COND" after caster/wheel color code. Example: TT100YPSW-TP11WBCOND. Available on Stainless steel models also. Example: TT100YPDT-TP11WBSSCOND.

TWIN NYLON (TT) MODELS

Wheel Diameter	Mounting Height	Configuration Type	Swivel Radius	Dynamic Load	Base Footprint	Add Wheel Code and Fastening Code	Fitting Options
100mm	123mm	Swivel	90mm	100kg	78mm	TT100PYPSW	Plate: TP11, TP13; Hollow Kingpin: HK01, HK02, HK04, HKU1, HKU2, HKU4 Round Stem: RS01, RS02, RS03, RS16; Threaded Stem: TS07, TS40, TS40F
		Total Lock	116mm	100kg	78mm	TT100PYPTL	
		Directional Lock	116mm	100kg	78mm	TT100PYPDL	
125mm	148mm	Swivel	112mm	100kg	83mm	TT125PYPSW	
		Total Lock	143mm	100kg	83mm	TT125PYPTL	
		Directional Lock	143mm	100kg	83mm	TT125PYPDL	
		Direction/Total Lock Combo	143mm	100kg	83mm	TT125PYPDT	
150mm	175mm	Swivel	123mm	120kg	88mm	TT150PYPSW	
		Total Lock	153mm	120kg	88mm	TT150PYPTL	
		Directional Lock	153mm	120kg	88mm	TT150PYPDL	
		Direction/Total Lock Combo	145mm	120kg	88mm	TT150PYPDT	

CHOOSE CASTER/WHEEL COLOR CODE

GG
Silver gray core/ iron gray tread




WB
Signal white core/black tread



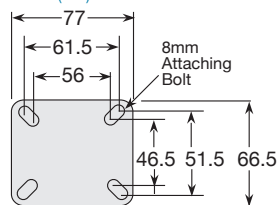
NYLON CASTERS
Twin Wheel

CHOOSE FITTING CODE



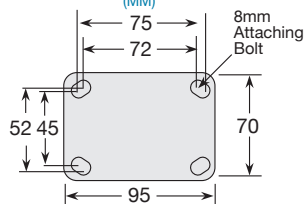
Top Plates

TP11 (MM)



(TP)

TP13 (MM)



(HK)

Hollow Kingpin*

HK01	13mm ID
HK02	12mm ID
HK04	11mm ID
HKU1*	13mm ID
HKU2*	12mm ID
HKU4*	11mm ID

*For unassembled casters, use HKU1, HKU2 or HKU4 codes.



(TS)

Threaded stems

TS02	1/2"-13NC x 1"
TS07	M12 x 1.75 x 25.4mm
TS34	M10-1.5 x 25.4mm
TS40	M16 x 2.0 x 25mm
TS40F	M16 x 2.0 x 25mm with 2 Flats for direction lock models



(RS)

Round Stems

RS01	22mm x 45mm M8 hole @19mm
RS03	27.8mm x 45mm M8 hole @19mm
RS16	18x28mm M8 hole @19mm

CASTER SIZES



TT100PYPTL-HK01GG TT100PYPDT-TP11GG

100mm



TT125PYPDT-TP11GG TT125PYPSW-TS02GG

125mm



TT150PYPTL-TS02GG HT125PYPDT-RS01GG

150mm

Twin-Med Grey (TG)

NYLON CASTERS
Twin Wheel



DESCRIPTION

Twin wheel Caster with reliable service record

APPLICATIONS

- Healthcare furniture
- Electronic medical devices
- Computer carts
- Incubators & bassinets
- Diagnostic Equipment

FEATURES & SPECIFICATIONS

- Non marking TPR wheels for softer quieter ride (85A)
- Precision bearing Swivel construction
- Precision Ball bearing wheels
- High Brake location for reduced swivel radius
- Bottom Cover to keep debris out of the wheels

OPTIONS

CASTER OPTIONS

Standard

RAL7004 standard gray fork/wheel core
RAL7015 gray tread



LG

RAL7035 light gray fork/wheel core
RAL7015 gray tread



BK

RAL9005 black fork/wheel core
RAL9005 black tread



Free Swivel



Total Lock Brake
Press of pedal locks both swivel and wheel.



Direction Lock
Direction lock (locks steer only) models available. Available by special order with factory MOQ.



Antistatic models can help protect your equipment from static electricity discharge. To order change model prefix from TG to TA.

BOTTOM COVER



Bottom cover shield for ultimate protection.

TWIN-MED GREY (TG) MODELS

Wheel Diameter	Mounting Height	Configuration Type	Swivel Radius	Dynamic Load	Tread Width	Add Wheel Code and Fastening Code	Fitting Options
4"	127mm stems/ 137mm top plate	Swivel	80mm	98kg	66mm	TG04TPP281SW- _____	Plate: TP01, TP11 Threaded Stem: TS07, TS16, TS18
		Total Lock	80mm	98kg	66mm	TG04TPP281TL- _____	
5"	152mm stems/ 162mm top plate	Swivel	102mm	111.6kg	76mm	TG05TPP281SW- _____	
		Total Lock	102mm	111.6kg	76mm	TG05TPP281TL- _____	

CHOOSE FITTING CODE

CHOOSE SUFFIX CODE

- P** Precision Bearings
- S** Swivel
- D** Delrin Bearing Bottom
- R** RoHS
- C** Covered Bottom



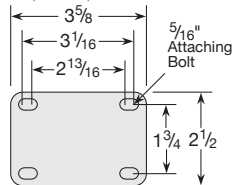
Threaded stems

TS02	1/2"-13NC x 1"
TS03	1/2"-13NC x 1-1/2"
TS07	M12 x 1.75 x 25.4mm
TS16	M12 x 20mm
TS18	M16 x 20mm

Top Plates

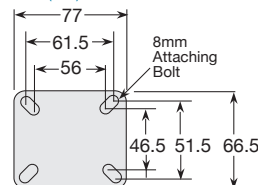
TP01

(INCHES)



TP11

(MM)





DESCRIPTION

Twin wheel Caster with reliable service record

APPLICATIONS

- Healthcare furniture
- Electronic medical devices
- Medical carts
- Incubators & bassinets
- Diagnostic Equipment

FEATURES & SPECIFICATIONS

- Non marking TPR or TPU wheels
- Precision bearing Swivel construction (125mm standard, 100mm optional, 75mm not available)
- Precision Ball bearing wheels
- High Brake location for reduced swivel radius
- Standard Color Body RAL9016

OPTIONS

CASTER OPTIONS



Free Swivel



Total Lock Brake
Press of pedal locks both swivel and wheel.



Direction Lock
Direction lock (locks steer only) models available. Black Pedal. Available by special order with factory MOQ.

WHEEL OPTIONS



Polyurethane Grey (PYO)
Plain bearing. Durometer: 95A±5



Polyurethane Grey (PYP)
Precision bearing. Durometer: 95A±5



Thermoplastic Grey (TPP)
Precision bearing. Softer polyurethane. Durometer: 85A±5

TWIN-MED (TM) MODELS

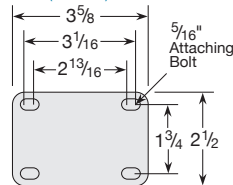
Wheel Diameter	Mounting Height	Configuration Type	Swivel Radius	Dynamic Load	Tread Width	Add Wheel Code and Fastening Code	Fitting Options
3"	95.3mm stems/ 105mm top plate	Swivel	68mm	74kg	59mm	TM03 281SW-	Plate: TP01, TP11 Threaded Stem: TS02, TS15, TS18
		Total Lock	89mm	74kg	59mm	TM03 281TL-	
4"	122mm stems/ 126mm top plate	Swivel	86mm	99kg	66mm	TM04 281SW-	Plate: TP01, TP11 Threaded Stem: TS02, TS18
		Total Lock	108mm	99kg	66mm	TM04 281TL-	
5"	145mm stems/ 149mm top plate	Swivel	108mm	111.6kg	76mm	TM05 281SW-	Plate: TP01, TP11 Threaded Stem: TS02, TS18
		Total Lock	133mm	111.6kg	76mm	TM05 281TL-	

CHOOSE WHEEL CODE

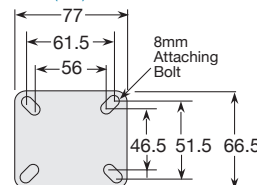
- PYO** Polyurethane Grey Plain Bearing
PYP Polyurethane Grey Precision Bearing
TPP Thermoplastic Grey

CHOOSE FITTING CODE

Top Plates TP01
(INCHES)



TP11
(MM)



CHOOSE SUFFIX CODE

- P** Precision Bearings
S Swivel
D Delrin Bearing Bottom
R RoHS
C Covered Bottom

Threaded stems

TS02	1/2"-13NC x 1"
TS07	M12 x 1.75 x 25.4mm
TS15	M10 x 1.50p x 15mm
TS18	M16 x 20mm

Twin Nylon (GRX)

NYLON CASTERS
Twin Wheel



DESCRIPTION

Nylon Twin wheel offer high performance and stylish design in many size options

APPLICATIONS

- Healthcare, home or office furniture
- Industrial and healthcare seating
- Medical carts
- MRI equipment 50mm-65mm models only
- Bassinets
- Store fixtures

FEATURES & SPECIFICATIONS

- Non marking TPU wheels provide excellent floor protection
- Strong Polyamide nylon body and brake
- Available in a multitude of colors
- Optional Antimicrobial, conductive, stainless Steel and MRI options
- Metric and Imperial fitting options
- 100-125mm sizes offer precision swivel and precision wheel bearings and full Total Lock
- 30-75mm sizes offer wheel brake with blind hole swivel design

COLORS AND FINISHES

GG
RAL7035 Gray Fork/
Wheel Core
Dark Gray
Wheel Tread



WG
RAL9003 White
Fork/Wheel Core
Dark Gray
Wheel Tread



BG
Black Fork/
Wheel Core
Dark Gray
Wheel Tread



Other color
combinations available
by special order with
factory MOQ



OPTIONS CASTER OPTIONS



Free Swivel



Brake disengaged

Brake engaged

Wheel Brake

Lock wheel with press of brake pedal.

Tread covers available,
consult MedCaster



CASTER SIZES



GRX30PYOSW-TS53BG

30mm



GRX38PYOSW-TS53BG

38mm



GRX50PYOTB-TS53WG

50mm



GRX65PYOTB-TGR01GG

65mm



GRX75PYOTB-TP20BG

75mm



GRX100PYPSW-TS53BG

100mm



GRX125PYPSW-GR01GG

125mm

TWIN NYLON (GRX) MODELS

Wheel Diameter	Mounting Height	Configuration Type	Wheel Bearing	Swivel Radius	Dynamic Load	Base Foot-print	Add Color Code and Fastening Code	Fitting Options
30mm	34mm thread; 30mm grip ring; 38mm plates and U bracket	Swivel	Plain Bore	35mm	40kg	40mm	GRX30PYOSW-____	Plate: TP07, TP19; Threaded Stem: TS53, TS54
		Wheel Brake	Plain Bore	42mm	40kg	40mm	GRX30PYOTB-____	
38mm	45mm thread; 41mm grip ring; 52mm TP21, 48mm other plates	Swivel	Plain Bore	39mm	60kg	46mm	GRX38PYOSW-____	Plate: TP07, TP19, TP20, TP21; Threaded Stem: TS15, TS16, TS52, TS34, TS53, TS54, TS55; Grip Ring Stem: GR01, GR20
		Wheel Brake	Plain Bore	47.5mm	60kg	46mm	GRX38PYOTB-____	
50mm	58mm thread; 55mm grip ring; 62mm plates	Swivel	Plain Bore	47.5mm	40kg	53mm	GRX50PYOSW-____	Plate: TP07, TP20; Threaded Stem: TS15, TS16, TS34, TS52, TS54, TS55; U Bracket: UB01, UB02; Grip Ring Stem: GR01
		Wheel Brake	Plain Bore	65mm	35kg	53mm	GRX50PYOTB-____	
65mm	73.5mm threaded; 69.5 grip ring; 74.5mm plates	Swivel	Plain Bore	58mm	50kg	53mm	GRX65PYOSW-____	Plate: TP07, TP20; Threaded Stem: TS02, TS15, TS24, TS51, TS16; Grip Ring Stem: GR01, GR02
		Wheel Brake	Plain Bore	76mm	50kg	53mm	GRX65PYOTB-____	
75mm	86.5mm threaded; 83.5 grip ring; 88.5mm TP20, 91mm TP21	Swivel	Plain Bore	65mm	75kg	54mm	GRX75PYOSW-____	Plate: TP20, TP21; Threaded Stem: TS02, TS15, TS16, TS24, TS34; Grip Ring Stem: GR01, GR02
		Wheel Brake	Plain Bore	84mm	75kg	54mm	GRX75PYOTB-____	
		Total Lock	Plain Bore	84mm	75kg	54mm	GRX75PYOTL-____	
100mm	120.5mm threaded; 117.5 grip ring; 124mm TP21; 127mm TP21HD	Swivel	Precision Ball	89mm	100kg	57mm	GRX100PYPSW-____	Plate: TP21, TP21HD; Threaded Stem: TS02, TS15, TS16, TS24; Grip Ring Stem: GR01, GR02
		Total Lock	Precision Ball	111mm	100kg	57mm	GRX100PYPTL-____	
125mm	146.5mm threaded; 143.5mm grip ring; 153mm plate	Swivel	Precision Ball	109mm	100kg	67mm	GRX125PYPSW-____	Plate: TP21HD; Threaded Stem: TS02, TS15, TS16, TS24; Grip Ring Stem: GR02
		Total Lock	Precision Ball	134mm	100kg	67mm	GRX125PYPTL-____	

NYLON CASTERS
Twin Wheel

CHOOSE CASTER/WHEEL COLOR CODE

GG Gray caster/ dark grey tread		WG White caster/ dark grey tread		BG Black caster/ dark grey tread	
--	--	---	--	---	--

CHOOSE FITTING CODE

Top Plates

 TP07 MM 4.7mm Attaching Bolt 24.5 25.4 38	 TP19 MM 4.5mm Attaching Bolt 19 19 28	 TP21 MM 5mm Attaching Bolt 42 32 28 28 32 42	 TP21HD MM 6mm Attaching Bolt 55 42 40 40 42 55
--	--	--	--



Threaded stems

TS02	1/2"-13NC x 1"
TS15	M10 x 1.50p X 15mm
TS16	M12 X 20mm
TS24	3/8"-16NC x .75"
TS34	M10-1.5x25.4mm
TS51	5/16"-18NC x .75"
TS51	5/16"-18NC x .75"
TS52	M8 x 15mm
TS53	M8 x 12mm
TS54	M10 x 16mm
TS55	M8 x 20mm



Grip Ring Stem

GR01	7/16" x 7/8" round
GR10	7/16" x 1-3/8" round
GR20	11mm x 30mm round



MRI Safe

50mm and 65mm models include MRI option. Available on GR01, GR10 and TS24.

All metal parts are made with brass. ADD MRI to end of part number.

Softech (PSF)

NYLON CASTERS
Twin Wheel



DESCRIPTION

Soft tread twin wheel caster for quiet mobility.

APPLICATIONS

- Store Fixtures
- Electronic Equipment
- Audio/Visual Equipment
- Furniture
- Medical Equipment

FEATURES & SPECIFICATIONS

- Soft 70-75/A durometer tread constructed of high-tech thermoplastic elastomer
- Choice of two tone grey and black models
- High load ratings
- Quiet mobility
- Riveted axle for positive wheel retention
- Floor protective and non-marking
- RoHS environmentally friendly (consult factory for requirements on a part specific basis)

COLORS AND FINISHES

GR

Gray Fork/Wheel Core
Dark Gray Wheel Tread



BK

Black



OPTIONS

CASTER OPTIONS



Free Swivel



Wheel Brake
Lock with press of brake pedal.



Softech EZ-Clean

Innovative design allows you to remove the axle caps so you can disassemble a nut and bolt axle to clean the caster from any entangling debris. Ideal for shower chair applications and other applications requiring frequent cleaning to prolong caster life.

Minimum order quantities may apply.

SOFTTECH (PSF) MODELS

Wheel Diameter	Mounting Height	Configuration Type	Swivel Radius	Dynamic Load	Add Wheel Code and Fastening Code	Fitting Options
50mm	Stem: 57.2mm Plate: 60.3mm	Swivel	46mm	34kg	PSF50 ___ - ___	Threaded: 507, 637, 634; Grip Neck: 302; Grip Ring: 223, 211, 273 Round Stem: RS01, RS02, RS03, RS16; Threaded Stem: TS07, TS40, TS40F
		Wheel Brake	60mm	34kg	PSF50 ___ - ___ -B	
60mm	Stem: 66.7mm Plate: 69.9mm	Swivel	52mm	45kg	PSF60 ___ - ___	Threaded: 507, 637, 634, 741, 748; Grip Neck: 302; Grip Ring: 223, 211, 291
		Wheel Brake	64mm	45kg	PSF60 ___ - ___ -B	
75mm	Thread: 82.6mm Grip Ring: 81mm Plate: 88.9mm	Swivel	64mm	75kg	PSF75 ___ - ___	Threaded: 507, 637, 634, 741, 748; Grip Neck: 302; Grip Ring: 223, 211, 291
		Wheel Brake	81mm	75kg	PSF75 ___ - ___ -B	
100mm	Thread: 111.1mm Grip Ring: 109.5mm Plate: 117.5mm	Swivel	92mm	103kg	PSF100 ___ - ___	Threaded: 637, 634, 741, 748; Grip Ring: 223, 291, 211; Plate: 116, 120
		Wheel Brake	114mm	103kg	PSF100 ___ - ___ -B	
125mm	Thread: 138.1mm Grip Ring: 135mm Plate: 142.9mm	Swivel	114mm	103kg	PSF125 ___ - ___	Threaded: 741, 748; Grip Ring: 291, 211; Plate: 116, 120
		Wheel Brake	130mm	103kg	PSF125 ___ - ___ -B	

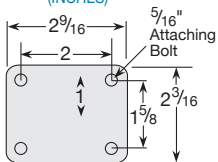
CHOOSE FITTING CODE

CHOOSE COLOR CODE

Top Plates


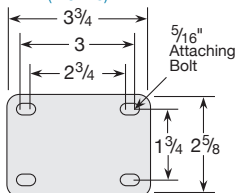
116

(INCHES)



120

(INCHES)



Threaded Stem

507	5/16" -18NC x 1"
634	3/8" -16NC x 1"
637	3/8" -16NC x 3/4"
741	1/2" -13NC x 1"
748	1/2" -13NC x 1-1/2"



Grip Neck Stem

302	5/16" x 1-1/2"
------------	----------------



Grip Ring Stem

211	7/16" x 1-7/16"
291	7/16" x 1-1/4"
223	7/16" x 7/8"
273	7/16" x 1-3/8 (Brass Band)



GR
gray castor and
core/dark grey
tread



BK
Black

OTHER MOUNTING SOLUTIONS

Medcaster has many solutions to help you mount your casters to your equipment quickly and easily. Minimum order quantities may apply.



Connects
casters to
wood



Connects casters to
round tubes



Weldable
castor
mount



Metal T
nut



Connect casters
to threaded
pipes



Connects casters to
square tubes



Corner
brackets

ULTIMA (PUT)

NYLON CASTERS
Twin Wheel



DESCRIPTION

Easy to maneuver dual wheel features strong nylon construction.

APPLICATIONS

- Store Fixtures
- Utility Carts
- Furniture
- Office Equipment
- Medical Equipment

FEATURES & SPECIFICATIONS

- Contemporary design
- Choice of urethane or nylon wheel
- Riveted axle for positive wheel retention on all except for 50mm and 60mm models for added durability
- RoHS environmentally friendly (consult factory for requirements on a part specific basis)

WHEEL TREAD OPTIONS



Polyurethane Tread Wheel

Softer tread for hard and tiled floors.
Durometer 95 Shore A



Nylon Tread Wheel

Harder tread for carpeted floors

CASTER OPTIONS



Free Swivel



Wheel Brake

Lock with press of brake pedal. Unlock by pushing brake pedal up.

PRODUCT LINE PHOTOS



Urethane Wheel Models



Nylon Wheel Models

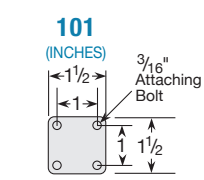
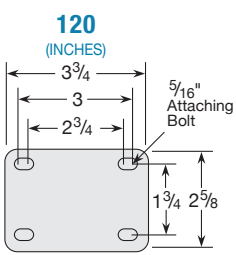
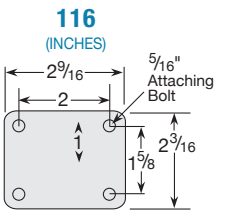
ULTIMA (PUT) MODELS

Wheel Diameter	Mounting Height	Configuration Type	Wheel Tread Type	Swivel Radius	Dynamic Load	Add Wheel Code and Fastening Code	Fitting Options
50mm	Stem: 57.2mm Plate: 60.3mm	Swivel	Polyurethane	46mm	34kg	PUT50 -BKU	Threaded: 507, 637, 634; Grip Neck: 302; Grip Ring: 223, 211, 273; Plate: 101
		Swivel	Nylon	46mm	34kg	PUT50 -BK	
		Wheel Brake	Polyurethane	60mm	34kg	PUT50 -BK-B	
		Wheel Brake	Nylon	60mm	34kg	PUT50 -BKU-B	
60mm	Stem: 66.7mm Plate: 69.9mm	Swivel	Polyurethane	52mm	45kg	PUT60 -BKU	Threaded: 507, 637, 634, 741, 748; Grip Neck: 302; Grip Ring: 223, 211, 291
		Swivel	Nylon	52mm	45kg	PUT60 -BK	
		Wheel Brake	Polyurethane	64mm	45kg	PUT60 -BKU-B	
		Wheel Brake	Nylon	64mm	45kg	PUT60 -BK-B	
75mm	Thread: 82.6mm Grip Ring: 81mm Plate: 88.9mm	Swivel	Polyurethane	64mm	75kg	PUT75 -BKU	Threaded: 507, 637, 634, 741, 748; Grip Neck: 302; Grip Ring: 223, 211, 291
		Swivel	Nylon	64mm	75kg	PUT75 -BK	
		Wheel Brake	Polyurethane	81mm	75kg	PUT75 -BKU-B	
		Wheel Brake	Nylon	81mm	75kg	PUT75 -BK-B	
100mm	Thread: 111.1mm Grip Ring: 109.5mm Plate: 117.5mm	Swivel	Polyurethane	92mm	79kg	PUT100 -BKU	Threaded: 637, 634, 741, 748; Grip Ring: 223, 291, 211; Plate: 116, 120
		Swivel	Nylon	92mm	79kg	PUT100 -BK	
		Wheel Brake	Polyurethane	114mm	79kg	PUT100 -BKU-B	
		Wheel Brake	Nylon	114mm	79kg	PUT100 -BK-B	
125mm	Thread: 138.1mm Grip Ring: 135mm Plate: 142.9mm	Swivel	Polyurethane	114mm	82kg	PUT125 -BKU	Threaded: 741, 748; Grip Ring: 291, 211; Plate: 116, 120
		Swivel	Nylon	114mm	82kg	PUT125 -BK	
		Wheel Brake	Polyurethane	130mm	82kg	PUT125 -BKU-B	
		Wheel Brake	Nylon	130mm	82kg	PUT125 -BK-B	

NYLON CASTERS
Twin Wheel

CHOOSE FITTING CODE

Top Plates



Threaded Stem

507	5/16"-18NC x 1"
634	3/8"-16NC x 1"
637	3/8"-16NC x 3/4"
741	1/2"-13NC x 1"
748	1/2"-13NC x 1-1/2"

Grip Neck Stem


302	5/16" x 1-1/2"
------------	----------------

Grip Ring Stem


211	7/16" x 1-7/16"
291	7/16" x 1-1/4"
223	7/16" x 7/8"
273	7/16" x 1-3/8 (Brass Band)

OTHER MOUNTING SOLUTIONS

Medcaster has many solutions to help you mount your casters to your equipment quickly and easily. Minimum order quantities may apply.



Hydraulic Plunger Locks (403)



PRODUCT UNDER DEVELOPMENT
CONTACT MEDCASTER FOR MORE INFORMATION



DESCRIPTION

The system consists of 4 casters with hydraulic driven leveling feet. Through the rotary motion of the hand crank the hydraulic oil is pressed out of the pump and flows through the hydraulic tubing into the connected leveling foot. The system functions independently of load and the 4 castors operate completely synchronously. Each lifting cylinder is equipped with 3 m hydraulic tubing. The tubing can be cut to the required size and be easily connected to the pump.

APPLICATIONS

Mobile work and transport equipment or operation tables can be fitted with the lifting castors and be converted into stable working surfaces. The standard system consists of 4 lifting castors. We are also able to supply systems with up to 10 lifting castors.



TECHNICAL SPECS

- Dynamic load capacity (caster) 250 kg as per EN standards 12531
- Static load capacity (4 cylinders) 750 kg complete
- Offset: 30 mm
- Housing material: Plastic
- Wheel tread material: TPU, 95 Shore A
- Electric conductive
 Note: Leveling foot not conductive

INCLUDES

- 4 swivel casters
- 4 cylinders
- 1 pump

OPTIONS

- 5 clamping rings
- 1 connection screw (spare part)
- 1 magnet
- 1 tubing cutter
- 1 ring spanner
- Assembly and operating instructions

Wheel Diameter	Mounting Height	Swivel Radius	Body/Tread Color	Tread Material	Wheel Bearing	Dynamic Load	Add Wheel Code and Fastening Code	Fitting Options
100mm	126mm	95mm	Gray/Gray	TPU 95A	Precision Ball	250kg	403a29K100yK00-2	32mm Bore

NYLON CASTERS
Twin Wheel

MedCaster nylon single wheel casters



NYLON CASTERS
Single Wheel



AV
Avant
Page 26-27



NG
Nylon
Page 28-29



NS
Nylon Stainless
Page 30-31



NA
Nylon Antistatic
Page 32



NM
Non-Magnetic
Page 33



PGE
Genesis
Page 34-35

Avant (AV)

NYLON CASTERS
Single Wheel



DESCRIPTION

Description: New modern design the Avant is a top ergonomic solution with carefully thought out design features

APPLICATIONS

- Healthcare furniture
- Crash Carts
- Electronic medical devices
- Mobile Computing Workstations
- Anesthesia Carts
- Telehealth Carts

FEATURES & SPECIFICATIONS


- Quiet mobility with top of the line Performa rubber wheels
- Sealed Precision bearings in Wheel and Swivel section provide quiet and effortless mobility (100-150mm)
- Brake does not contact wheel center
- Snap on side covers allow for easy customization
- Available in Stainless Steel, Conductive and Antimicrobial configurations

COLORS AND FINISHES

Avant Caster Colors

RAL7001 light gray fork

RAL7011 dark gray wheel tread and thread guard



Total Lock Pedal Grey

RAL7001 light gray for all 75mm plate and stem models and all TP01 models



Total Lock Pedal Red

RAL3020 red for stem models above 75mm diameter models and all TP11 and TP13



Direction Lock Pedal

RAL6024 green



OPTIONS

CASTER OPTIONS



Free Swivel



Total Lock

Light grey or red pedal depending on model. Brake locks wheel and swivel.



Direction Lock

Green pedal. Brake locks swivel only for easier tracking.



Extended Pedals

For applications requiring easier access to engage or disengage brakes. Available by special order with factory MOQ

WHEEL



QuickStart TPR (QRP)

QuickStart wheel has been **upgraded to Performa Rubber**. Wheel is quiet, non-marking, and maintains smooth roll even after brake has been applied for long periods of time.

Temperature Range: -30°F to 180°F

Durometer: 65A(±5)

CASTER SIZES



AV75QRP125TL-TP01
75mm



AV100QRP125DL-HK01
100mm



AV125QRP125TL-TP01
125mm



AV150QRP125L-TP01
150mm

APPLICATION EXAMPLES



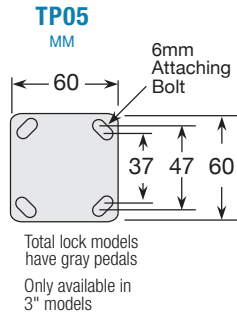
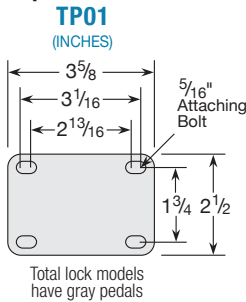
AVANT (AV) MODELS

Wheel Diameter	Mounting Height	Configuration Type	Swivel Radius	Dynamic Load	Tread Width	Add Wheel Code and Fastening Code	Fitting Options
3"	107.5mm stems; 115.5mm plates	Swivel	64.5mm	80kg	25mm	AV03QRP100SW-___	Top Plate: TP01, TP05, TP07, TP09 Grip Ring: GR01, GR10 Threaded: TS02, TS06, TS07, TS15, TS34, TS37
		Wheel Brake	73mm	80kg	25mm	AV03QRP100TB-___	
4"	139mm stems; 146.5mm plates	Swivel	86mm	100kg	32mm	AV04QRP125SW-___	Top Plate: TP01, TP11, TP13 Hollow Kingpin: HK01, HK04: HKU1, HKU4 Grip Ring: GR02, GR06, GR09 Threaded: TS02, TS03, TS04, TS05, TS06, TS07, TS21, TS22 Round Stem: RS01 RS02 RS03 Square Nylon Expanding Adapter: XSN1 thru XSN9 Round Nylon Expanding Adapter: XRN1 thru XSN5 Round Rubber Expanding Adapter: XRR1 thru XRR8
		Total Lock	102.5mm	100kg	32mm	AV04QRP125TL-___	
		Directional Lock	102.5mm	100kg	32mm	AV04QRP125DL-___	
5"	162mm stems; 169.5mm plates	Swivel	102.5mm	100kg	32mm	AV05QRP125SW-___	
		Total Lock	102.5mm	100kg	32mm	AV05QRP125TL-___	
		Directional Lock	102.5mm	100kg	32mm	AV05QRP125DL-___	
6"	188mm stems; 195.5mm plates	Swivel	120mm	100kg	32mm	AV06QRP125SW-___	
		Total Lock	120mm	100kg	32mm	AV06QRP125TL-___	
		Directional Lock	120mm	100kg	32mm	AV06QRP125DL-___	

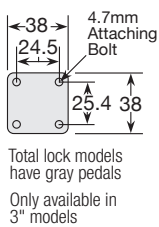
Directional Lock casters are not compatible with expanding adapter stems.

CHOOSE FITTING CODE

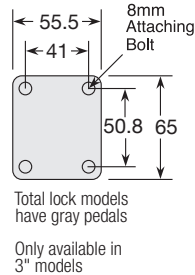
Top Plates



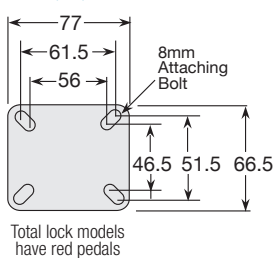
TP07
MM



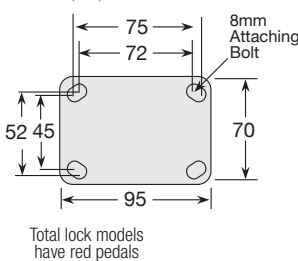
TP09
MM



TP11
(MM)



TP13
(MM)



Threaded Stems

HK01	13mm ID
HK04	11mm ID
HKU1*	13mm ID
HKU4*	11mm ID

*For unassembled casters, use HKU1 or HKU4 codes.



Round Stems

RS01	22mm x 45mm
RS02	25.4mm x 45mm
RS03	27.8mm x 45mm

*Mounting hole is 8mm and located 19mm on center from the base of stem.



Grip Ring Stems

GR01	7/16" x 1-7/16"
GR02	7/16" x 1-7/16"
GR06	7/8" x 2"
GR09*	.845" x 2-3/16"
GR10	7/16" x 1-3/8" (11mm x 35mm)

*GR09 mounting hole is 8mm and located 19mm on center from the base of stem.



Threaded Stems

TS02	1/2"-13NC x 1"
TS03	1/2"-13NC x 1-1/2"
TS04	1/2"-13NC x 2"
TS05	7/16"-14NC x 1-3/4"
TS06	3/8"-16NC x 1"
TS07	M12 x 25mm
TS15	M10 x 15mm
TS21	M12 x 60mm
TS22	1/2"-13NC x 2-11/16"
TS34	M10 x 25mm
TS37	M12 x 38mm

*Threaded stem models will be furnished with a loose cap screw with nylon retention washer for ease of assembly.

Expanding Adapters

Not available on 3" models or direction lock models.



Square Nylon

Fitting Code	Imperial Expansion Range (length is approx. 2.25")	Metric Expansion Range (length is approx. 57mm)
XSN1	.78"-.81"	19.6-20.9mm
XSN2	.83"-.87"	21.0-21.9mm
XSN3	.88"-.94"	22.0-24.0mm
XSN5	.985"-1.12"	25.8-28.5mm
XSN6	1.13"-1.16"	28.6-29.5mm
XSN7	1.16"-1.29"	29.6-32.7mm
XSN9	1.36"-1.46"	34.6-37.0mm



Round Nylon

XRN1	.70"-.78"	17.8-19.7mm
XRN2	.78"-.85"	19.8-21.7mm
XRN3	.86"-.97"	21.8-24.7mm
XRN4	.97"-1.13"	24.8-28.7mm
XRN5	1.14"-1.29"	28.8-32.7mm



Round Rubber

XRR1	.75"-.81"	19.04-20.62mm
XRR2	.88"-.94"	22.21-23.79mm
XRR3	1.0"-1.06"	25.4-26.99mm
XRR4	1.13"-1.19"	28.7-30.23mm
XRR5	1.25"-1.31"	31.75-33.27mm
XRR6	1.38"-1.44"	35.05-36.57mm
XRR7	1.5"-1.56"	38.1-39.62mm
XRR8	1.63"-1.69"	41.4-42.93mm

NYLON CASTERS
 Single Wheel

Nylon(NG)

NYLON CASTERS
Single Wheel



DESCRIPTION

High Load Capacity construction for best in class dynamic load rating

APPLICATIONS

- Crash Carts
- Utility and institutional Carts
- Store fixtures
- Food Service Equipment
- Medication carts

FEATURES & SPECIFICATIONS

- Resistant to most chemicals
- Made from corrosion resistant materials
- Easy roll and swivel with precision bearings in the swivel and wheel
- Shock Absorbing Quik-Start rubber wheel tread (70A)

COLORS AND FINISHES

QuickStart QDO or QDP

Light gray fork; darker gray tread and thread guard



Santoprene RPP

Light gray fork; darker gray tread and thread guard



Antimicrobial AMP

Darker gray fork; brighter gray tread; green axle cap



Total Lock

Pedal same color as fork



Direction Lock Pedal

Pedal darker grey compared to fork



OPTIONS

CASTER OPTIONS



Free Swivel



Rigid
Not available on 75mm size.



Total Lock
Pedal same color as fork. Brake locks wheel and swivel.



Rigid Brake
Pedal same color as fork. Brake locks wheel and caster does not swivel. Not available with grip ring stems.



Direction Lock
Darker grey pedal. Brake locks swivel only for easier tracking.

WHEEL OPTIONS

QDO wheel special order wheel with MOQ.



QuickStart TPR (QDO or QDP)
Thermoplastic rubber wheel feature a smooth quiet ride.

Durometer: 70A(±5)

Special order wheel with MOQ.



Antimicrobial (AMP)
Helps prevent bacteria and fungus growth.

Durometer: 70A(±5)



Santoprene Rubber (RPP)
Soft santoprene rubber wheels features a smooth quiet ride.

Durometer: 85A(±5)

CASTER SIZES



CUSTOM COLORS



Other color combinations available by special order with factory MOQ.

NEXT GENERATION PRODUCT LINE



MedCaster includes options for stainless steel caster components, antimicrobial casters and non-magnetic casters. See following pages.

NEXT GENERATION (NG) MODELS

Wheel Diameter	Mounting Height	Configuration Type	Swivel Radius	Dynamic Load	Tread Width	Add Wheel Code and Fastening Code	Fitting Options
3"	107mm stems; 108mm plates	Swivel	72mm	90kg	32mm	NG03 125SW-	Top Plate: TP01, TP11 Hollow Kingpin: HK01, HK04, HKU1, HKU4 Round Grip Ring: GR01, GR02, GR04, GR05, GR07, GR09, GR10 Square Grip Ring: SQ03 Threaded: TS02, TS03, TS05, TS21, TS22 Nylon Expanding Adapter: XRN1, XRN2, XRN3, XRN4 Metal Expanding Adapter: XRZ1 Round Stem: RS01, RS02, RS03, RS04 Square Stem: SQ01, SQ02
		Rigid	—	90kg	32mm	NG03 125RG-	
		Total Lock	95mm	90kg	32mm	NG03 125TL-	
		Directional Lock*	95mm	90kg	32mm	NG03 125DL-	
4"	137mm stems; 146mm plates	Swivel	87mm	125kg	32mm	NG04 125SW-	
		Total Lock	112mm	125kg	32mm	NG04 125TL-	
		Directional Lock*	112mm	125kg	32mm	NG04 125DL-	
		Swivel	102mm	136kg	32mm	NG05 125SW-	
5"	174mm stems; 165mm plates	Rigid	—	136kg	32mm	NG05 125RG-	
		Total Lock	112mm	136kg	32mm	NG05 125TL-	
		Directional Lock*	112mm	136kg	32mm	NG05 125DL-	
		Swivel	116mm	136kg	32mm	NG06 125SW-	
6"	191mm stems; 195mm plates	Rigid	—	136kg	32mm	NG06 125RG-	
		Total Lock	116mm	136kg	32mm	NG06 125TL-	
		Directional Lock*	116mm	136kg	32mm	NG06 125DL-	

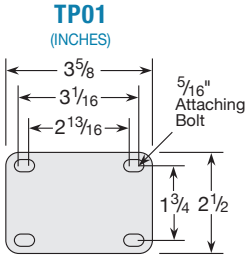
*Our Directional Lock casters are designed to lock the swivel but not the wheel allowing you to steer your equipment. The directional lock feature is designed to break free under heavier load when the unit is traversing a corner only to lock back into position when the unit resumes a straight course.

CHOOSE FITTING CODE

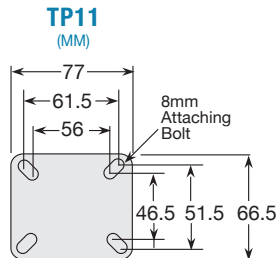
CHOOSE WHEEL CODE

QDO QDP RPP AMP

Top Plates



Total lock models have gray pedals



Total lock models have red pedals



(HK)

Threaded Stems

HK01	13mm ID
HK04	11mm ID
HKU1*	13mm ID
HKU4*	11mm ID

*For unassembled casters, use HKU1 or HKU4 codes.



(RS)

Round Stems

RS01	22mm x 45mm
RS02	25.4mm x 45mm
RS03	27.8mm x 45mm

*Mounting hole is 8mm and located 19mm on center from the base of stem.



(GR)

Grip Ring Stems

GR01	7/16" x 1-7/16"
GR02	7/16" x 1-7/16"
GR06	7/8" x 2"
GR09*	.845" x 2-3/16"
GR10	7/16" x 1-3/8" (11mm x 35mm)

*GR09 mounting hole is 8mm and located 19mm on center from the base of stem.



(TS)

Threaded Stems

TS02	1/2"-13NC x 1"
TS03	1/2"-13NC x 1-1/2"
TS04	1/2"-13NC x 2"
TS05	7/16"-14NC x 1-3/4"
TS06	3/8"-16NC x 1"
TS07	M12 x 25mm
TS15	M10 x 15mm
TS21	M12 x 60mm
TS22	1/2"-13NC x 2-11/16"
TS34	M10 x 25mm
TS37	M12 x 38mm

*Threaded stem models will be furnished with a loose cap screw with nylon retention washer for ease of assembly.

Expanding Adapters

Not available on 3" models or direction lock models.



(XSN)

Square Nylon

Fitting Code	Imperial Expansion Range (length is approx. 2.25")	Metric Expansion Range (length is approx. 57mm)
XSN1	.78"-.81"	19.6-20.9mm
XSN2	.83"-.87"	21.0-21.9mm
XSN3	.88"-.94"	22.0-24.0mm
XSN5	.985"-1.12"	25.8-28.5mm
XSN6	1.13"-1.16"	28.6-29.5mm
XSN7	1.16"-1.29"	29.6-32.7mm
XSN9	1.36"-1.46"	34.6-37.0mm



(XRN)

Round Nylon

XRN1	.70"-.78"	17.8-19.7mm
XRN2	.78"-.85"	19.8-21.7mm
XRN3	.86"-.97"	21.8-24.7mm
XRN4	.97"-1.13"	24.8-28.7mm
XRN5	1.14"-1.29"	28.8-32.7mm



(XRR)


Round Rubber

XRR1	.75"-.81"	19.04-20.62mm
XRR2	.88"-.94"	22.21-23.79mm
XRR3	1.0"-1.06"	25.4-26.99mm
XRR4	1.13"-1.19"	28.7-30.23mm
XRR5	1.25"-1.31"	31.75-33.27mm
XRR6	1.38"-1.44"	35.05-36.57mm
XRR7	1.5"-1.56"	38.1-39.62mm
XRR8	1.63"-1.69"	41.4-42.93mm

NYLON CASTERS
 Single Wheel

Nylon Plus(NS)

NYLON CASTERS
Single Wheel



Special order caser with MOQ.

DESCRIPTION

Our NS Series is similar to NG Series but with the added benefit of 304 stainless components making it excellent for wet environments.

APPLICATIONS

- Case Carts
- Carts that require frequent wash down
- Animal cages
- Food Service Equipment
- Pharmaceutical environment

FEATURES & SPECIFICATIONS

- Resistant to most chemicals
- Made with corrosion resistant Stainless steel components
- Easy roll and swivel with precision bearings in the swivel and wheel
- Shock Absorbing Quik-Start rubber wheel tread (70A)
- Maintenance Free

COLORS AND FINISHES


QuickStart QDO or QDP

Light gray fork; darker gray tread and thread guard



Santoprene RPP

Light gray fork; darker gray tread and thread guard



Antimicrobial AMP

Darker gray fork; brighter gray tread; green axle cap



Total Lock

Pedal same color as fork



Direction Lock Pedal

Pedal darker grey compared to fork



OPTIONS

CASTER OPTIONS



Free Swivel



Rigid
Not available on 75mm size.



Total Lock
Pedal same color as fork. Brake locks wheel and swivel.



Rigid Brake
Pedal same color as fork. Brake locks wheel and caster does not swivel.



Direction Lock
Darker grey pedal. Brake locks swivel only for easier tracking.

WHEEL OPTIONS

Special order wheel with MOQ



QuickStart TPR (QDO or QDP)
Thermoplastic rubber wheel feature a smooth quiet ride.

Durometer: 70A(±5)

Special order wheel with MOQ



Antimicrobial (AMP)
Helps prevent bacteria and fungus growth.

Durometer: 70A(±5)



Santoprene Rubber (RPP)
Soft santoprene rubber wheels features a smooth quiet ride.

Durometer: 85A(±5)

CASTER SIZES



NG150QDP125TL-TP01

150mm

NG125QDP125DL-TP01

125mm

NG100QDP125DL-TP01

100mm

NG75RPP125L-TP01

75mm

CUSTOM COLORS



Other color combinations available by special order with factory MOQ.

NEXT GENERATION PRODUCT LINE



MedCaster includes options for stainless steel caster components, antimicrobial casters and non-magnetic casters.

NEXT GENERATION PLUS (NS) MODELS

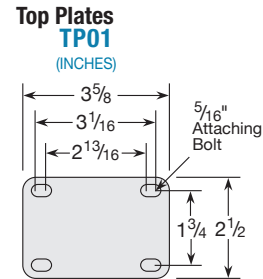
Wheel Diameter	Mounting Height	Configuration Type	Swivel Radius	Dynamic Load	Tread Width	Add Wheel Code and Fastening Code	Fitting Options
4"	137mm stems; 146mm plates	Swivel	87mm	125kg	32mm	NS04 <u> </u> 125SW- <u> </u>	Top Plate: TP01 Hollow Kingpin: HK01, HK04, HKU1, HKU4 Threaded: TS12, TS13 Nylon Expanding Adapter: XRN1, XRN2, XRN3, XRN4 Metal Expanding Adapter: XRZ1
		Total Lock	112mm	125kg	32mm	NS04 <u> </u> 125TL- <u> </u>	
		Directional Lock*	112mm	125kg	32mm	NS04 <u> </u> 125DL- <u> </u>	
5"	174mm stems; 165mm plates	Swivel	102mm	136kg	32mm	NS05 <u> </u> 125SW- <u> </u>	
		Rigid	—	136kg	32mm	NS05 <u> </u> 125RG- <u> </u>	
		Total Lock	112mm	136kg	32mm	NS05 <u> </u> T125L- <u> </u>	
		Directional Lock*	112mm	136kg	32mm	NS05 <u> </u> 125DL- <u> </u>	
6"	191mm stems; 195mm plates	Swivel	116mm	136kg	32mm	NS06 <u> </u> 125SW- <u> </u>	
		Rigid	—	136kg	32mm	NS06 <u> </u> 125RG- <u> </u>	
		Total Lock	116mm	136kg	32mm	NS06 <u> </u> 125TL- <u> </u>	
		Directional Lock*	116mm	136kg	32mm	NS06 <u> </u> 125DL- <u> </u>	

*Our Directional Lock casters are designed to lock the swivel but not the wheel allowing you to steer your equipment. The directional lock feature is designed to break free under heavier load when the unit is traversing a corner only to lock back into position when the unit resumes a straight course.

CHOOSE WHEEL CODE

QDO QuickStart TPR Plain Bearing 75mm and 150mm models only	QDP QuickStart TPR Precision Ball Bearing	RPP Santoprene TPR Precision Ball Bearing Only available in 125mm models	AMP Antimicrobial Precision Ball Bearing

CHOOSE FITTING CODE



Hollow Kingpin*

HK01	13mm ID
HK04	11mm ID
HKU1*	13mm ID
HK02	12mm ID
HKU4*	11mm ID

*For unassembled casters, use HKU1 or HKU4 codes.

Threaded Stems

TS12	1/2" x 13NC x 1" (stainless steel)
TS13	1/2" x 13NC x 1-1/2" (stainless steel)

XRN Nylon Expanding Adapter

XRN1	3/4" x 2-1/4"
XRN2	13/16" x 2-1/4"
XRN3	7/8" x 2-1/4"
XRN4	1" x 2-1/4"

Nylon Antistatic (NA)

NYLON CASTERS
Single Wheel



Special order
caster with
MOQ



DESCRIPTION

Our NA Series Antistatic models can help protect your equipment from static electricity discharge.

APPLICATIONS

- Case Carts
- Electronic equipment transport
- Computer Carts
- Pharmaceutical environment

FEATURES & SPECIFICATIONS

- Resistant to most chemicals
- Made with corrosion resistant components
- Easy roll and swivel with precision bearings in the swivel and wheel
- Shock Absorbing Quik-Start rubber wheel tread (70A)
- Maintenance Free
- Conforms to CEN standards with resistance values < 10,000 ohms (measured at 500V DC, with minimum output of 50 V DC at 1,000 ohms resistance).

OPTIONS CASTER OPTIONS



Free Swivel



Rigid



Total Lock

Pedal same color as fork. Brake locks wheel and swivel.



Rigid Brake

Pedal same color as fork. Brake locks wheel and caster does not swivel.



Direction Lock

Darker grey pedal. Brake locks swivel only for easier tracking.

NYLON ANTISTATIC (NA) MODELS

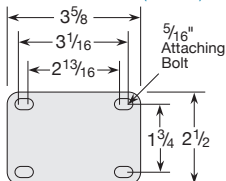
Wheel Diameter	Mounting Height	Configuration Type	Swivel Radius	Dynamic Load	Tread Width	Add Wheel Code and Fastening Code	Fitting Options
4"	137mm stems; 146mm plates	Swivel	87mm	125kg	32mm	NA04QDP125SW-___	<p>Top Plate: TP01 Hollow Kingpin: HK01, HK04, HKU1, HKU4 Round Grip Ring: GR01, GR02, GR04, GR05, GR07, GR09, GR10 Square Grip Ring: SQ03 Threaded: TS02, TS03, TS05, TS21, TS22</p>
		Total Lock	112mm	125kg	32mm	NA04QDP125TL-___	
		Directional Lock*	112mm	125kg	32mm	NA04QDP125DL-___	
5"	174mm stems; 165mm plates	Swivel	102mm	136kg	32mm	NA05QDP125SW-___	
		Rigid	—	136kg	32mm	NA05QDP125RG-___	
		Total Lock	112mm	136kg	32mm	NA05QDP125TL-___	
		Directional Lock*	112mm	136kg	32mm	NA05QDP125DL-___	
6"	191mm stems; 195mm plates	Swivel	116mm	136kg	32mm	NA05QDP125SW-___	
		Rigid	—	136kg	32mm	NA06QDP125RG-___	
		Total Lock	116mm	136kg	32mm	NA06QDP125TL-___	
		Directional Lock*	116mm	136kg	32mm	NA06QDP125DL-___	

CHOOSE FITTING CODE

Top Plates

TP01

(INCHES)



Hollow Kingpin*

HK01	13mm ID
HK04	11mm ID
HKU1*	13mm ID
HK02	12mm ID
HKU4*	11mm ID

*For unassembled casters, use HKU1 or HKU4 codes.

Grip Ring Round

GR01	7/16" x 7/8"
GR02	7/16" x 1-7/16"
GR09	.854" x 2-3/16"

Threaded Stems

TS02	1/2" x 13NC x 1"
TS03	1/2" x 13NC x 1-1/2"
TS05	7/16" x 14NC x 1-3/4"
TS21	M12 x 60mm
TS22	1/2" x 13NC x 2-11/16"

Non-Magnetic Nylon (NM)



DESCRIPTION

Our Non-Magnetic (NM) Series is designed for use in high magnetic environments such as MRI rooms. Nylon and 316S stainless steel construction allows these casters to have a reduced magnetism.

APPLICATIONS

- Any cart or equipment that will be exposed to MRI environment
- For use in any area where reduced magnetic properties are required

FEATURES & SPECIFICATIONS

- Resistant to most chemicals
- Made with magnetic resistant Stainless steel components
- Easy swivel with precision bearings
- Shock Absorbing Quik-Start rubber wheel tread (70A) with Delrin bearing
- Maintenance Free
- MRI conditional Rating

NYLON CASTERS
 Single Wheel

COLORS AND FINISHES

QuickStart QDP

Light gray fork; darker gray tread and thread guard



Total Lock

Pedal same color as fork



OPTIONS

CASTER OPTIONS



Free Swivel



Total Lock
Pedal same color as fork. Brake locks wheel and swivel.



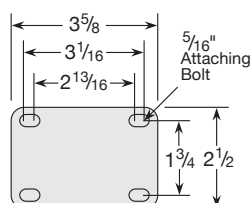
Rigid Brake
Pedal same color as fork. Brake locks wheel and caster does not swivel.

NON-MAGNETIC NYLON (NM) MODEL

Wheel Diameter	Mounting Height	Configuration Type	Swivel Radius	Dynamic Load	Tread Width	Add Wheel Code and Fastening Code	Fitting Options
4"	137mm stems; 146mm plates	Swivel	87mm	125kg	32mm	NM04QD0125SW-___	Top Plate: TPS1 Hollow Kingpin: HK01, HK04, HKU1, HKU4 Threaded: TS12, TS13
		Total Lock	112mm	125kg	32mm	NM04QD0125TL-___	
		Directional Lock	112mm	125kg	32mm	NM04QD0125DL-___	
5"	174mm stems; 165mm plates	Swivel	102mm	136kg	32mm	NM04QD0S125W-___	
		Total Lock	112mm	136kg	32mm	NM05QD0125TL-___	
		Directional Lock	112mm	136kg	32mm	NM05QD0125DL-___	

CHOOSE FITTING CODE

Top Plates
TPS1
(INCHES)



Threaded Stems



TSS2	1/2" x 13NC x 1" (stainless steel)
TSS3	1/2" x 13NC x 1-1/2" (stainless steel)

Genesis (PGE)

NYLON CASTERS
Single Wheel



DESCRIPTION

Genesis Casters provide Maximum performance and effortless mobility

APPLICATIONS

- Healthcare furniture
- IV Stands
- Monitoring Equipment Stands
- Mobile Computing Workstations
- Telehealth Carts

FEATURES & SPECIFICATIONS

- Sealed Precision bearings in Wheel and Swivel section provide quiet and effortless mobility
- Soft (65A) non-marking Monotech wheels Reject debris and provide excellent navigation on both carpet and hard floors
- Strong protective body conceals wheel hub and bearings for easy cleaning
- Integrated thread guards protect wheels from entangling debris
- RoHS environmentally friendly (consult factory for requirements on a part specific basis)

COLORS AND FINISHES

WH

White fork with gray wheels, brake pedals and swivel guards



GR

Gray fork with gray wheels and brake pedals and swivel guards



BK

Black fork with black wheels and brake pedals and swivel guards



CASTER OPTIONS



Free Swivel



Wheel Brake

Lock with press of brake pedal. Unlock by pushing brake pedal up.

APPLICATION EXAMPLE



CASTER SIZES



PGE741-BK-MNT33(KK)B



PGE741-BK-MNT33(KK)

75mm



PGE741-GR-MNT33(GG)B



PGE741-GR-MNT33(GG)

100mm

GENESIS (PUT) MODELS

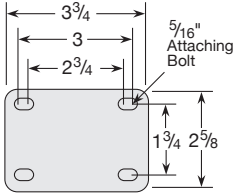
Wheel Diameter	Mounting Height	Configuration Type	Caster/Tread Color	Swivel Radius	Dynamic Load	Tread Width	Add Wheel Code and Fastening Code	Fitting Options
3"	102mm	Swivel	White/Gray	75mm	50kg	25mm	PGE30 -WH-MNT33(GG)	Threaded: 507, 605, 637, 748; Grip Ring: 223, 211
		Wheel Brake	White/Gray	95mm	50kg	25mm	PGE30 -WH-MNT33(GG)B	
		Swivel	Gray/Gray	75mm	50kg	25mm	PGE30 -GR-MNT33(GG)	
		Wheel Brake	Gray/Gray	95mm	50kg	25mm	PGE30 -GR-MNT33(GG)B	
		Swivel	Black/Black	75mm	50kg	25mm	PGE30 -BK-MNT33(KK)	
		Wheel Brake	Black/Black	95mm	50kg	25mm	PGE30 -BK-MNT33(KK)B	
4"	Thread: 137mm Plate: 143mm	Swivel	White/Gray	95mm	100kg	30mm	PGE40 -WH-MNT63(GG)	Threaded: 741, 748; Grip Ring: 291 Plate: 120
		Wheel Brake	White/Gray	105mm	100kg	30mm	PGE40 -WH-MNT63(GG)B	
		Swivel	Gray/Gray	95mm	100kg	30mm	PGE40 -GR-MNT63(GG)	
		Wheel Brake	Gray/Gray	105mm	100kg	30mm	PGE40 -GR-MNT63(GG)B	
		Swivel	Black/Black	95mm	100kg	30mm	PGE40 -BK-MNT63(KK)	
		Wheel Brake	Black/Black	105mm	100kg	30mm	PGE40 -BK-MNT63(KK)B	

CHOOSE FITTING CODE

Top Plates

120

(INCHES)



Threaded Stem

507	5/16" -18NC x 1"
605	3/8" -16NC x 1-1/2"
637	3/8" -16NC x 3/4"
741	1/2" -13NC x 1"
748	1/2" -13NC x 1-1/2"



Grip Ring Stem

211	7/16" x 1-7/16"
291	7/16" x 1-1/4"
223	7/16" x 7/8"

OTHER MOUNTING SOLUTIONS

Medcaster has many solutions to help you mount your casters to your equipment quickly and easily. Minimum order quantities may apply.



Connects casters to wood



Connects casters to round tubes



Weldable caster mount



Metal T nut




Connect casters to threaded pipes



Connects casters to square tubes



Corner brackets



Steel-Chrome/Zinc Plated Intro

MedCaster steel-chrome and zinc plated



RZ
Razer
Zinc Plated
Page 37



CN
NeoTeq Comfort Roll
Chrome Plated
Page 38



DN
NeoTeq Dual
Chrome Plated
Page 39



FX
Chrome Hospital
Chrome Plated
Page 40-41



CS
Chrome Hospital Precision
Chrome Plated
Page 42-43



BB/TT
Bi-Brake
Chrome Plated with
optional guard
Page 44-45



DW
Dual Wheel
Zinc Plated
Page 46

STEEL & STAINLESS STEEL
Steel-Chrome/Zinc Plated



DESCRIPTION

The Razer RZ series is an economy chrome finished caster series for light duty medical applications

APPLICATIONS

- Laundry Hampers
- IV Stands
- Bassinets
- Home Healthcare beds
- O.R. Tables

FEATURES & SPECIFICATIONS

- Precision bearings in wheel provide quiet and easy rolling. (except 50mm)
- 85A TPR rubber wheels
- Polished Chrome finish (Zinc and Electropolished chrome options by special order)
- Thread guards protect wheels from entangling debris
- Double Ball Swivel Raceway

OPTIONS

CASTER OPTIONS



Free Swivel



Total Lock Brake
locks both swivel and wheel



Zinc Plated Option
Zinc available by special order, special colors available with MOQ. Consult factory.

WHEEL INFO



TPR

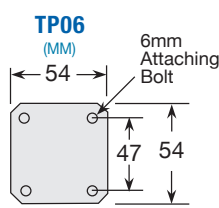
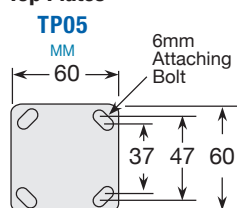
Thermoplastic Rubber
85A with centered plain bore or precision ball bearing depending on wheel diameter

RAZER (RZ) MODELS

Wheel Diameter	Mounting Height	Configuration Type	Wheel Bearing	Swivel Radius	Dynamic Load	Tread Width	Add Wheel Code and Fastening Code	Fitting Options
2"	70mm hollow kingpin and stem models 71mm plate models	Swivel	Plain Bore	50mm	50kg	19mm	RZ02TPN070SW-___	Plate: TP05 (75mm and up) TP06 (50mm only) Hollow Kingpin: HK04 Grip Ring: GR01, GR02, GR03 Threaded Stem: TS06, TS15, TS25
		Total Lock	Plain Bore	82mm	50kg	19mm	RZ02TPN070TL-___	
3"	101mm hollow kingpin and stem models 103mm plate models	Swivel	Precision Ball	73mm	64kg	22mm	RZ03TPP090SW-___	
		Total Lock	Precision Ball	104mm	64kg	22mm	RZ03TPP090TL-___	
4"	123mm hollow kingpin and stem models 125mm plate models	Swivel	Precision Ball	85mm	73kg	22mm	RZ04TPP090SW-___	
		Total Lock	Precision Ball	107mm	73kg	22mm	RZ04TPP090TL-___	
5"	151mm hollow kingpin and stem models 153mm plate models	Swivel	Precision Ball	98mm	75kg	22mm	RZ05TPP090SW-___	
		Total Lock	Precision Ball	107mm	75kg	22mm	RZ05TPP090TL-___	

CHOOSE FITTING CODE

Top Plates



Hollow Kingpin*

HK04 11mm ID

*For unassembled casters, use HKU4 codes.



Grip Ring Stems

GR01 7/16" x 1-7/16"

GR02 7/16" x 1-7/16"



Threaded stems

TS06 3/8"-16NC x 1"

TS15 M10 x 15mm

TS25 1-1/2"-16NC x 3/8"

STEEL & STAINLESS STEEL
Zinc Plated

NeoTeq Comfort Roll (CN)



DESCRIPTION

The NeoTeq CN series is a premium chrome finished caster series for light duty medical applications

APPLICATIONS

- Laundry Hampers
- IV Stands
- Bassinets
- Lab equipment
- O.R. Tables

FEATURES & SPECIFICATIONS

- Precision bearings in wheel provide quiet and easy rolling.
- 65A Neoprene rubber wheels provide maximum mobility in a soft wheel
- Polished Chrome finish (powder coat finish available by special order)
- Thread guards protect wheels from entangling debris
- Double Ball Swivel Raceway

OPTIONS

CASTER OPTIONS



Free Swivel



Total Lock Brake
locks both swivel and wheel



Finish Options
Powder coated colors available. Contact MedCaster for MOQ.

WHEEL OPTIONS



NRP

Standard Black Neoprene Rubber
Non-Marking rubber with precision ball bearings in wheels for easier rollability
Durable coated metal dust shield.



Gray Rubber
Contact MedCaster for MOQ.

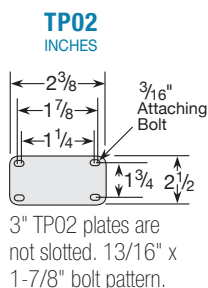
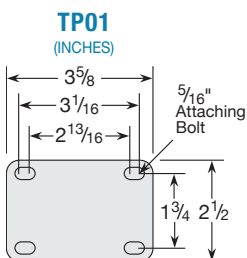
STEEL & STAINLESS STEEL
Chrome Plated

NEOTEQ (CN) MODELS

Wheel Diameter	Mounting Height	Configuration Type	Swivel Radius	Dynamic Load	Tread Width	Add Wheel Code and Fastening Code	Fitting Options
2"	68mm stems 75mm plates	Swivel	51mm	57kg	25mm	CN02NRP100SW-___	Threaded: TS06 Grip Ring: GR01, GR02 Plate: TP01, TP02
		Total Lock	51mm	57kg	25mm	CN02NRP100TL-___	
2 1/2"	86mm stems 89mm plates	Swivel	64mm	75kg	25mm	CN25NRP100SW-___	
		Total Lock	68mm	75kg	25mm	CN25NRP100TL-___	
3"	102mm stems 105mm plates	Swivel	71mm	80kg	25mm	CN03NRP100SW-___	
		Total Lock	71mm	80kg	25mm	CN03NRP100TL-___	

CHOOSE FITTING CODE

Top Plates



Hollow Klingpin

HK04 Assembled
For 3/8" I.D. fittings

Threaded stems

TS06 3/8" x 16NC x 1"

Grip Ring Stems

GR01 7/16" x 7/8"
GR02 7/16" x 1-7/16"

CASTER SIZES



NeoTeq Dual (DN)



DESCRIPTION

The NeoTeq DN series is a premium chrome finished caster series for heavier duty medical applications

APPLICATIONS

- Pharmacy medication distribution
- Exam tables
- Lab equipment
- O.R. Tables
- Tripod dollies
- Patient lifts

FEATURES & SPECIFICATIONS

- Precision bearings in wheels provide quiet and easy rolling.
- 65A Neoprene rubber wheels provide maximum mobility in a soft wheel
- Polished Chrome finish
- Thread guards protect wheels from entangling debris
- Double Ball Swivel Raceway
- Upper dust cap prevent dirt and dust build up on swivel bearings

OPTIONS

CASTER OPTIONS



Free Swivel



Rigid

WHEEL INFO



NRP

Standard Black Neoprene Rubber

Non-Marking rubber with precision ball bearings in wheels for easier rollability
Durable coated metal dust shield.



STEEL & STAINLESS STEEL
Chrome Plated

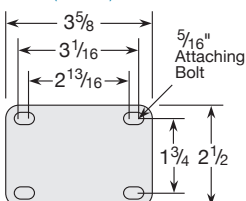
NEOTEQ DUAL (DW) MODELS

Wheel Diameter	Mounting Height	Configuration Type	Swivel Radius	Dynamic Load	Tread Width	Add Wheel Code and Fastening Code	Fitting Options
2"	83mm stems 86mm plates	Swivel	60mm	114kg	25mm	DN02NRP100SW-___	Threaded: TS06 Grip Ring: GR01, GR02, GR03 Plate: TP01
		Total Lock	60mm	114kg	25mm	DN02NRP100TL-___	
2 1/2"	95mm stems 98mm plates	Swivel	64mm	136kg	25mm	DN25NRP100SW-___	
		Total Lock	64mm	136kg	25mm	DN25NRP100TL-___	

CHOOSE FITTING CODE

Top Plates

TP01
(INCHES)



Hollow Kingpin

HK01 Assembled

For 1/2" I.D. fittings



Threaded stems

TS02 1" x 13NC x 1-1/2"

Chrome Hospital (FX)



DESCRIPTION

The Fortis FX series is a premium electropolished chrome finished caster series for medical Applications with a unique double brake pedal system for ease of use

APPLICATIONS

- Institutional carts
- Wire shelving
- Lab equipment
- Endoscope carts
- Medical Storage carts

FEATURES & SPECIFICATIONS

- Precision bearings in wheels provide quiet and easy rolling.
- Various wheel options for various applications
- Electropolished Chrome finish
- Thread guards protect wheels from entangling debris
- Double Ball heat treated Swivel Raceway
- Swivel, Total Lock, Directional Lock and Rigid options available

COLORS AND FINISHES

Standard Finish

Standard Finish is Electropolished Chrome RoHs 3. Zinc available by special order.

Standard Total Lock

Red Brake Pedal
RAL 3020

Optional Total Lock

Gray Pedals available by special order

Standard Direction Lock

Green Brake Pedal
RAL 6024

OPTIONS

CASTER OPTIONS



Free Swivel



Rigid



Total Lock Brake
easy action double pedal models lock both swivel and wheel



Direction Lock
easy action double pedal models lock swivel only (helps with steering)

SIZES



75mm

100mm

125mm

150mm

WHEEL OPTIONS



TPP
Thermoplastic Rubber
85A with centered precision bearing



AMP
Antimicrobial Thermoplastic Rubber
85A with centered precision bearing



CRP
Conductive Thermoplastic Rubber
Rubber 85A with centered Precision bearing



PYP
Injection Molded Polyurethane
95A with centered precision bearing



CTG
Chrome Thread Guards
Available on all models

STEEL & STAINLESS STEEL
Chrome Plated

CHROME HOSPITAL (FX) MODELS

Wheel Diameter	Mounting Height	Configuration Type	Swivel Radius	Dynamic Load	TREAD WIDTH	Add Wheel Code and Fastening Code	Fitting Options
75mm	106mm hollow kingpin/stem models; 108.5mm plate models	Swivel	82mm	80kg	32mm	FX75 SW-	Plate: TP01, TP11, TP13 Hollow Kingpin: HK01, HK04, HKU1, HKU4 Grip Ring: *GR02, *GR06, GR09 Round Stem: RS01, RS02, RS03 Threaded Stem: TS02, TS03, TS04, TS05, TS06, TS07, TS21, TS22 *Expanding Adapter Stems Round Nylon: XRN1, XRN2, XRN3, XRN4, XRN5 *Expanding Adapters Round Rubber: XRR1, XRR2, XRR3, XRR4, XRR5, XRR6, XRR7, XRR9 *Expanding Adapters Square Nylon: XSN1, XSN2, XSN3, XSN5, XSN6, XSN7, XSN9 *Expanding adapters and specified grip ring stems are not compatible with directional lock models
		Total Lock	115mm	80kg	32mm	FX75 TL-	
		Directional Lock	115mm	80kg	32mm	FX75 DL-	
		Rigid	N/A	80kg	32mm	FX75 RG-	
100mm	131mm hollow kingpin and stem models; 133.5mm plate models	Swivel	90mm	109kg	32mm	FX100 SW-	
		Total Lock	115mm	109kg	32mm	FX100 TL-	
		Directional Lock	115mm	109kg	32mm	FX100 DL-	
		Rigid	N/A	109kg	32mm	FX100 RG-	
125mm	158.5mm hollow kingpin and stem models; 161mm plate models	Swivel	102mm	125kg	32mm	FX125 SW-	
		Total Lock	115mm	125kg	32mm	FX125 TL-	
		Directional Lock	115mm	125kg	32mm	FX125 DL-	
		Rigid	N/A	125kg	32mm	FX125 RG-	
150mm	186.5mm hollow kingpin and stem models; 189mm plate models	Swivel	115mm	136kg	32mm	FX150 SW-	
		Total Lock	115mm	136kg	32mm	FX150 TL-	
		Directional Lock	115mm	136kg	32mm	FX150 DL-	
		Rigid	N/A	136kg	32mm	FX150 RG-	

CHOOSE WHEEL CODE

TPP	AMP	CRP	PYP
Thermoplastic Rubber	Antimicrobial Thermoplastic Rubber	Conductive Thermoplastic Rubber	Injection Molded Polyurethane

CHOOSE FITTING CODE

Hollow Kingpin*

(HK)	ID
HK01	13mm ID
HK04	11mm ID
HKU1*	13mm ID
HKU4*	11mm ID

Threaded stems

(TS)	Stem
TS02	1/2"-13NC x 1"
TS03	1/2"-13NC x 1-1/2"
TS04	1/2"-13NC x 2"
TS05	7/16"-14NC x 1-3/4"
TS06	3/8"-16NC x 1"
TS07	M12 x 25mm
TS21	M12 x 60mm
TS22	1/2"-13NC x 2-11/16"

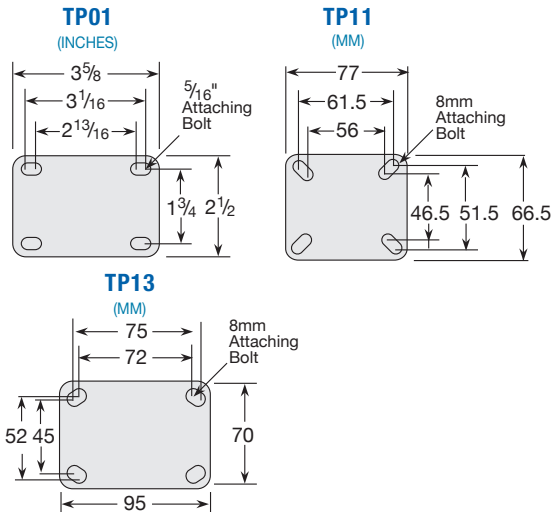
Grip Ring Stems

(GR)	Stem
GR02	7/16" x 1-7/16"
GR06	7/8" x 2"
GR09*	.845" x 2-3/16"

Round Stems*

(RS)	Stem
RS01	22mm x 45mm
RS02	25.4mm x 45mm
RS03	27.8mm x 45mm

Top Plates



*For unassembled casters, use HKU1 or HKU4 codes.

*GR09 mounting hole is 8mm and located 19mm on center from the base of stem.

*Mounting hole is 8mm and located 19mm on center from the base of stem.

STEEL & STAINLESS STEEL
Chrome Plated

Round Nylon Expanding Adapter

(XRN)	Fitting Code	Imperial Expansion Range	Metric Expansion Range
	XRN1	.70"-.78"	17.8-19.7mm
	XRN2	.78"-.85"	19.8-21.7mm
	XRN3	.86"-.97"	21.8-24.7mm
	XRN4	.97"-1.13"	24.8-28.7mm
	XRN5	1.14"-1.29"	28.8-32.7mm

Lengths vary by expander size. XRN and XSN expanders use an M12 bolt and the XRR expanders use a 1/2-13 bolt.

Square Nylon Expanding Adapter

(XSN)	Fitting Code	Imperial Expansion Range	Metric Expansion Range
	XSN1	.78"-.81"	19.6-20.9mm
	XSN2	.83"-.87"	21.0-21.9mm
	XSN3	.88"-.94"	22.0-24.0mm
	XSN5	.985"-1.12"	25.8-28.5mm
	XSN6	1.13"-1.16"	28.6-29.5mm
	XSN7	1.16"-1.29"	29.6-32.7mm
	XSN9	1.36"-1.46"	34.6-37.0mm

Lengths vary by expander size. XRN and XSN expanders use an M12 bolt and the XRR expanders use a 1/2-13 bolt.

Round Rubber Expanding Adapters

(XRR)	Fitting Code	Imperial Expansion Range	Metric Expansion Range
	XRR1	.75"-.81"	19.04-20.62mm
	XRR2	.88"-.94"	22.21-23.79mm
	XRR3	1.0"-1.06"	25.4-26.99mm
	XRR4	1.13"-1.19"	28.7-30.23mm
	XRR5	1.25"-1.31"	31.75-33.27mm
	XRR6	1.38"-1.44"	35.05-36.57mm
	XRR7	1.5"-1.56"	38.1-39.62mm
	XRR9	1.63"-1.69"	41.4-42.93mm

Lengths vary by expander size. XRN and XSN expanders use an M12 bolt and the XRR expanders use a 1/2-13 bolt.

Chrome Hospital Precision (CS)



DESCRIPTION

Our CS series offers high quality maintenance free operation required for the most demanding applications

APPLICATIONS

- Stretchers
- Lab equipment
- Morgue Equipment
- Pharmaceutical Research Equipment
- Diagnostic Imaging Equipment

FEATURES & SPECIFICATIONS

- Electropolished chrome
- Precision bearings in wheels provide quiet and easy rolling mobility
- Swivel, Total Lock, Directional Lock options available
- Thread guards protect wheels from entangling debris (Nylon or Chrome thread guards available depending on wheel size and type)
- Precision Swivel Raceway for smooth swiveling and long life
- Elastic Rubber wheel option for shock absorbing mobility

COLORS AND FINISHES

STEEL & STAINLESS STEEL
Chrome Plated

Standard Finish

Standard Finish is Electropolished Chrome RoHS 3. Zinc available by special order.



Standard Total Lock

Grey Brake Pedal



Standard Direction Lock

Green Brake Pedal



OPTIONS

CASTER OPTIONS



Free Swivel



Total Lock Brake
easy action double pedal models lock both swivel and wheel



Direction Lock
easy action double pedal models lock swivel only (helps with steering)

WHEEL OPTIONS



EAP
Elastic Rubber
Aluminum core
65A with centered precision bearing



TPP
Thermoplastic Rubber
70A with centered precision bearing



PYP
Thermoplastic Polyurethane
95A with centered precision bearing



CHROME HOSPITAL (CS) MODELS

Wheel Diameter	Mounting Height	Configuration Type	Swivel Radius	Dynamic Load	TREAD WIDTH	Add Wheel Code and Fastening Code	Fitting Options
125mm	161mm	Swivel	102mm	100kg	32mm	CS125 <u>SW-</u>	Plate: TP01, TP13 Round Stem: RS01, RS02, RS03 Threaded Stem: TS02, TS707, TS40
		Total Lock	102mm	100kg	32mm	CS125 <u>TL-</u>	
		Directional Lock	102mm	100kg	32mm	CS125 <u>DL-</u>	
150mm	196.5mm	Swivel	125mm	150kg	40mm	CS150 <u>SW-</u>	
		Total Lock	125mm	150kg	40mm	CS150 <u>TL-</u>	
		Directional Lock	125mm	150kg	40mm	CS150 <u>DL-</u>	
200mm	250mm	Swivel	158mm	150kg	40mm	CS200 <u>SW-</u>	
		Total Lock	158mm	150kg	40mm	CS200 <u>TL-</u>	
		Directional Lock	158mm	150kg	40mm	CS200 <u>DL-</u>	

CHOOSE WHEEL CODE

EAP	TPP	PYP
Elastic Rubber Aluminum core 65A	Thermoplastic Rubber	95A with centered precision bearing

CHOOSE FITTING CODE



Round Stems*

RS01	22mm x 45mm
RS02	25.4mm x 45mm
RS03	27.8mm x 45mm

*Mounting hole is 8mm and located 19mm on center from the base of stem.



Threaded stems

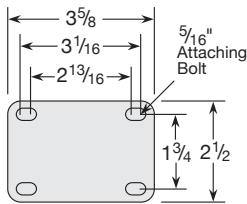
TS02	1/2"-13NC x 1"
TS03	1/2"-13NC x 1-1/2"
TS40	M16 x 2.0 x 25mm

*Threaded stem models will be furnished with a loose cap screw with nylon retention washer for ease of assembly. Stems fixed to the caster are by special order and may have a MOQ.

Top Plates

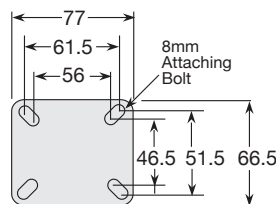
TP01

(INCHES)



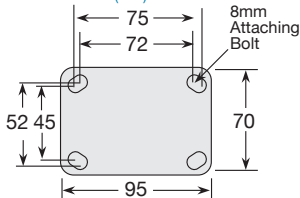
TP11

(MM)



TP13

(MM)



Bi Brake (BB/DT)



DESCRIPTION

Our Bi-Brake series offers high quality maintenance free operation required for the most demanding applications as well as superior ease of use

APPLICATIONS

- Stretchers
- Lab equipment
- Morgue Equipment
- Pharmaceutical Research Equipment
- Diagnostic Imaging Equipment

FEATURES & SPECIFICATIONS

- Electropolished Chrome or Plastic Covered
- Precision bearings in wheels provide quiet and easy rolling mobility
- Swivel, Total Lock, Directional Lock options available
- Swivel, Total Lock, Directional Lock options available
- Thread guards protect wheels from entangling debris (Nylon or Chrome thread guards available depending on wheel size and type)
- Chrome thread guards available depending on wheel size and type)
- Precision Swivel Raceway for smooth swiveling and long life
- Elastic rubber wheels for shock absorbing mobility

STEEL & STAINLESS STEEL
Chrome Plated

OPTIONS

CASTER OPTIONS



Free Swivel



Total Lock Brake
Gray easy action double pedal models lock both swivel and wheel



Direction Lock
Green easy action double pedal models lock swivel only (helps with steering)



Combo Direction/Total Lock
design features two locking pedals that allow separate control of wheel and steering lock. Off pedal unlocks both simultaneously.

BI BRAKE (BB/DT) MODELS

Wheel Diameter	Tread Width	Mounting Height	Configuration Type	Swivel Radius	Dynamic Load	Base Footprint	Add Wheel Code and Fastening Code	Fitting Options
125mm	32mm	161mm	Swivel	107mm	100kg	78mm	BB125 <u>SW</u> - <u> </u>	Plate: TP11, TP13, TP16 Round Stem: RS01, RS02, RS03 Threaded Stem: TS02, TS07, TS40, TS40F
			Total Lock	107mm	100kg	78mm	BB125 <u>TL</u> - <u> </u>	
			Directional Lock	107mm	100kg	78mm	BB125 <u>DL</u> - <u> </u>	
			Combo Direction/Total Lock	107mm	100kg	78mm	BB125 <u>DT</u> - <u> </u>	
150mm	32mm	192.5mm	Swivel	125mm	120kg	83mm	DT150 <u>SW</u> - <u> </u> C1W	
			Total Lock	125mm	120kg	83mm	DT150 <u>TL</u> - <u> </u> C1W	
			Directional Lock	125mm	120kg	83mm	DT150 <u>DL</u> - <u> </u> C1W	
			Combo Direction/Total Lock	125mm	120kg	83mm	DT150 <u>DT</u> - <u> </u> C1W	
	40mm	196.5mm	Swivel	127mm	150kg	88mm	BB150 <u>SW</u> - <u> </u>	
			Total Lock	127mm	150kg	88mm	BB150 <u>TL</u> - <u> </u>	
			Directional Lock	127mm	150kg	88mm	BB150 <u>DL</u> - <u> </u>	
			Combo Direction/Total Lock	127mm	150kg	88mm	BB150 <u>DT</u> - <u> </u>	
200mm	40mm	250mm	Swivel	150mm	150kg	88mm	BB200 <u>SW</u> - <u> </u>	
			Total Lock	150mm	150kg	88mm	BB200 <u>TL</u> - <u> </u>	
			Directional Lock	150mm	150kg	88mm	BB200 <u>DL</u> - <u> </u>	
			Combo Direction/Total Lock	150mm	150kg	88mm	BB200 <u>DT</u> - <u> </u>	

CHOOSE WHEEL CODE

EAP	TPP	PYP
Elastic Rubber Aluminum core 65A	Thermoplastic Rubber	95A with centered precision bearing

CHOOSE FITTING CODE



Round Stems*

RS01	22mm x 45mm
RS02	25.4mm x 45mm
RS03	27.8mm x 45mm

*Mounting hole is 8mm and located 19mm on center from the base of stem.

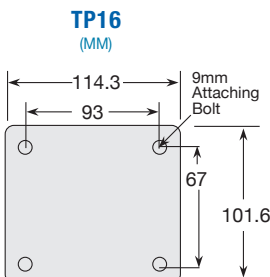
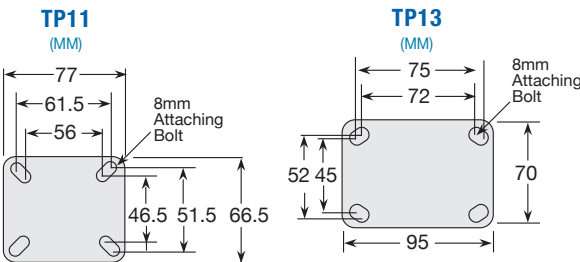


Threaded stems

TS02	1/2"-13NC x 1"
TS07	M12 x 1.75 x 25.4mm
TS40	M16 x 2.0 x 25mm
TS40F	M16 x 2.0 x 25mm with 2 Flats

*Threaded stem models will be furnished with a loose cap screw with nylon retention washer for ease of assembly. Stems fixed to the caster are by special order and may have a MOQ.

Top Plates



OTHER OPTIONS

C1	Plastic Cover
W	White
NCC	No Plastic Cover Chrome
COND	Conductive option

Other color combinations available by special order with factory MOQ.

150MM TREAD WIDTH CHOICES



BB: 150mm x 40mm



DT: 150mm x 32mm

Dual Wheel (DW)



DESCRIPTION

The Dual Wheel DW series is a low profile caster made for applications with height restrictions but require higher load capacity than other small casters

APPLICATIONS

- Institutional carts
- Lab equipment
- Patient lifts
- Medical Equipment
- Computer Equipment

FEATURES & SPECIFICATIONS

- Precision bearings in wheels provide quiet and easy rolling mobility
- Total Lock brake provides better locking performance
- Polished Chrome finish
- Thread guards protect wheels from entangling debris
- Double Swivel Raceway

OPTIONS

CASTER OPTIONS



Free Swivel



Total Lock Brake
locks both swivel and wheel

WHEEL OPTIONS



GRP

Non-Marking Gray GRP

Non-Marking rubber with precision ball bearings in wheels for easier rollability. Durable plastic dust shield.



TPP

Non-Marking Gray TPR

Non-Marking TPR rubber with precision ball bearings in wheels for easier rollability. Durable plastic dust shield.

STEEL & STAINLESS STEEL
Twin Wheel Zinc Plated

NEOTEQ DUAL (DW) MODELS

Wheel Diameter	Mounting Height	Configuration Type	Swivel Radius	Dynamic Load	Tread Width	Add Wheel Code and Fastening Code	Fitting Options
2"	72mm stems 74mm plates	Swivel	54mm	90kg	42mm	DW02_100SW-__	Threaded: TS06 Grip Ring: GR01, GR02, GR03 Plate: TP01, TP11
		Total Lock	89mm	90kg	42mm	DW02_100TL-__	
3"	100mm stems 103mm plates	Swivel	69mm	100kg	42mm	DW03_100SW-__	
		Total Lock	89mm	100kg	42mm	DW03_100TL-__	

CHOOSE WHEEL CODE

GRP

Gray Rubber with precision bearing

TPP

Thermoplastic with precision bearing
Rubber

CHOOSE FITTING CODE

Hollow Kingpin

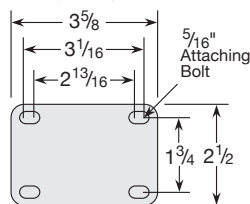


HK01 Assembled

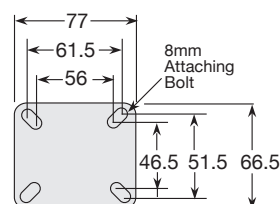
For 1/2" I.D. fittings

Top Plates

TP01
(INCHES)



TP11
(MM)



MedCaster stainless steel



SS
Economical Stainless Steel
Page 48-49



SX
Stainless Steel
Page 50-51



SC
Stainless Steel Precision
Page 52-53



D4
Defender Stainless Steel
Page 54-55

ARZ STERILIZER ANTIMICROBIAL WHEEL DESIGNED FOR TEAM STERILIZATION APPLICATIONS



Hi-Temp Thermal Rubber (ARZ)
Antimicrobial wheel. Stainless steel thread guards standard. 280 degrees Wash down (10 minutes), Auto Clave / Steam instrument wash @ max load of 90kg per wheel under heat and 108kg at room temp. Durometer: 78-85A

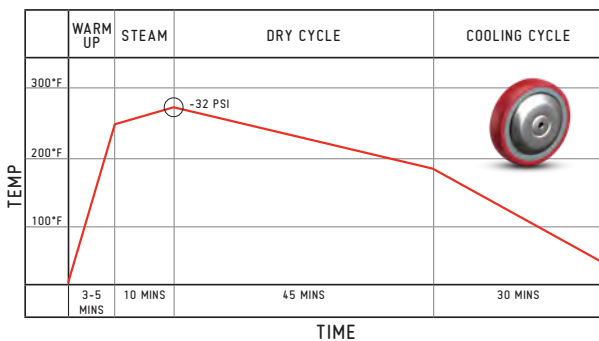
These soft and quiet antimicrobial wheels have been engineered to withstand typical steam sterilization to withstand typical steam sterilization cycles of 280°F at -32 psi vacuum pressure cycles of 280°F at -32 psi vacuum pressure without flat spotting or separating from their cores. This lasting durability makes Sterilizer Wheels an ideal solution for medical carts used in autoclaves or for equipment that is consistently exposed to steam-sterilization or cart wash cycles. Providing excellent traction and quiet performance in demanding high-temp applications, Sterilizer Wheels help reduce unwanted vibration and noise while offering superior floor protection and debris rejection.

Sterilizer (ARZ) wheels have been independently lab tested to exceed and withstand typical FDA instrument sterilization cycle at 200 lbs. per wheel.*

Instrument Sterilization cycle times are 270° for a maximum of 10 minutes at -32 PSI. **These wheels are not recommended for Autoclaves that have longer cycle times.**

ARZ STEAM STERILIZATION RESILIENCE

FDA STERILIZATION CYCLE



* Tested to withstand FDA instrument sterilization cycles at 200 lb. per wheel. Capacity increases to 250 lbs. (114 kg) per wheel for standard/cart wash usage up to 220°F.

Stainless Steel (SS)



DESCRIPTION

Our Stainless Steel (SS) series casters gives you the quality necessary for most medical and pharmaceutical applications at an affordable price

APPLICATIONS

- Case Carts
- Lab equipment
- Wire shelving
- Animal cages
- Pharmaceutical Research equipment
- Instrument cleaning carts

FEATURES & SPECIFICATIONS

- 304 Stainless Steel Hand Polished
- Precision bearings in wheels provide quiet and easy rolling mobility
- Swivel, Total Lock, Directional Lock and Rigid options available
- Thread guards protect wheels from entangling debris (Nylon or Stainless thread guards available depending on wheel size and type)
- Double Swivel Raceway
- Antimicrobial TPR wheels available as added protection against microbes

OPTIONS

CASTER OPTIONS



Swivel Plate



Swivel Stem



Rigid Plate



Total Lock
Red "Brake" sticker on pedal. Brake locks wheel and swivel.



Direction Lock
Green "Steer" sticker on pedal. Brake locks swivel only for easier tracking. See next page.

WHEEL OPTIONS



Conductive Rubber (CRB)
Helps reduce static electricity buildup to protect you and your electronic equipment
Durometer: 70A±5



Thermoplastic Rubber (TPP)
210 Degrees wash down
Durometer: 85A±5



Antimicrobial (AMP)
210 Degrees wash down
Durometer: 85A±5



Polyurethane (PYP)
180 Degrees wash down
Durometer: 95A±5



Hi-Temp Thermal Rubber (ARZ)
Antimicrobial wheel. Stainless steel thread guards standard. 280 degrees Wash down (10 minutes), Auto Clave / Steam Sterilizer instrument wash @ max load of 90kg per wheel under heat and 108kg at room temp.
Durometer: 78-85A



Thread Guards
Nylon standard on all models except ARZ wheels. For chrome plated specify -CTG; for stainless steel specify -SSTG (5 and 6" sizes only). Example : SS05TPPSW-TP01**SSTG**



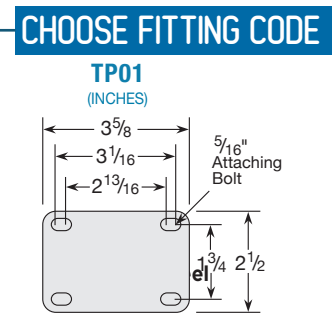
Stainless steel wheel bearing
Change bearing code to "X" (standard on ARZ wheels) Example: SS03PYXSW-TP01

STAINLESS STEEL (SS) MODELS

Wheel Diameter	Mounting Height	Configuration Type	Swivel Radius	Dynamic Load	Tread Width	Add Wheel Code and Fastening Code	Fitting Options
3"	108mm stems 112mm plates	Swivel	75mm	74kg	32mm	SS03 125SW- _____	<p>Top Plate: TP01</p> <p>Threaded: TS12, TS13, TS14</p> <p>Grip Ring: GRS2, GR11</p> <p>Hollow Kingpin: HK01, HKU1</p>
		Rigid	-	74kg	32mm	SS03 125RG- _____	
		Total Lock	108mm	74kg	32mm	SS03 125TL- _____	
		Directional Lock	108mm	74kg	32mm	SS03 125DL- _____	
4"	135mm stems 136mm plates	Swivel	95mm	86kg	32mm	SS04 125SW- _____	
		Rigid	-	86kg	32mm	SS04 125RG- _____	
		Total Lock	115mm	86kg	32mm	SS04 125TL- _____	
		Directional Lock	115mm	86kg	32mm	SS04 125DL- _____	
5"	159mm stems 163mm plates	Swivel	110mm	99kg	32mm	SS05 125SW- _____	
		Rigid	-	99kg	32mm	SS05 125RG- _____	
		Total Lock	125mm	99kg	32mm	SS05 125TL- _____	
		Directional Lock	125mm	99kg	32mm	SS05 125DL- _____	
6"	185mm stems 187mm plates	Swivel	120mm	108kg	32mm	SS06 125SW- _____	
		Rigid	-	108kg	32mm	SS06 125RG- _____	
		Total Lock	125mm	108kg	32mm	SS06 125TL- _____	
		Directional Lock	125mm	108kg	32mm	SS06 125DL- _____	

CHOOSE WHEEL CODE

CRB Conductive Rubber	TPP Thermoplastic rubber	AMP Antimicrobial	PYP Polyurethane	ARZ Hi-Temp Thermal Rubber
---------------------------------	------------------------------------	-----------------------------	----------------------------	--------------------------------------



Stainless Steel Threaded

TS12	1/2"-13NC x 1"
TS13	1/2"-13NC x 1-1/2"
TS14	1/2"-13NC x 2"

Stainless Steel Grip Ring

GRS2	7/16" x 1-7/16"
GR11*	.845" x 2-3/16"

*GR11 is not available on Direction Lock models

Hollow Kingpin

HK01	Assembled
HKU1	Unassembled

For 1/2" I.D. fittings

STEEL & STAINLESS STEEL
Stainless Steel

Stainless Steel (SX)



DESCRIPTION

The SX series brings you stainless institutional casters at an affordable price.

APPLICATIONS

- Case Carts
- Lab equipment
- Wire shelving
- Animal cages
- Pharmaceutical Research equipment
- Sterilization Carts

FEATURES & SPECIFICATIONS

- Polished 304 stainless steel
- Double pedal brake design for easy on/off function for both total lock (locks wheel and swivel) and direction lock casters (helps with steering)
- Dual stainless raceways are protected by dust cap and high-temp seals
- Stainless steel precision ball bearings in wheels for easier rollability
- Full thread guards protect wheels from entangling debris
- RoHS (consult factory for requirements on a part specific basis)

OPTIONS CASTER OPTIONS



Swivel Plate



Swivel Stem



Rigid Plate



Total Lock
Red "Brake" sticker on pedal. Brake locks wheel and swivel.



Direction Lock
Green "Steer" sticker on pedal. Brake locks swivel only for easier tracking. See next page.

WHEEL OPTIONS



Conductive Rubber (CRB)
Helps reduce static electricity buildup to protect you and your electronic equipment
Durometer: 70A±5



Thermoplastic Rubber (TPP)
210°F wash down
Durometer: 85A±5



Antimicrobial (AMP)
210°F wash down
Durometer: 85A±5



Polyurethane (PYP)
180°F wash down
Durometer: 95A±5



Hi-Temp Thermal Rubber (ARZ)
Antimicrobial wheel. Stainless steel thread guards standard. 280 degrees Wash down (10 minutes), Auto Clave / Steam Sterilizer instrument wash @ max load of 90kg per wheel under heat and 108kg at room temp.
Durometer: 78-85A



Thread Guards

Nylon standard on all models except ARZ wheels. For chrome plated specify -CTG; for stainless steel specify -SSTG (5 and 6" sizes only). Example : SS05TPPSW-TP01SSTG

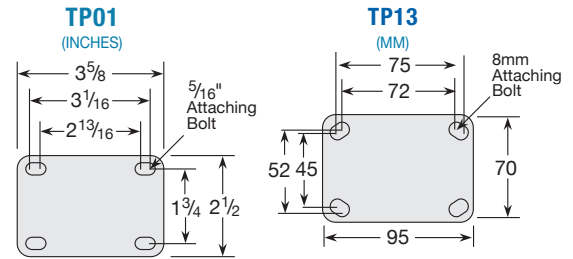
STAINLESS STEEL (SX) MODELS

Wheel Diameter	Mounting Height	Configuration Type	Swivel Radius	Dynamic Load	TREAD WIDTH	Add Wheel Code and Fastening Code	Fitting Options
75mm	110 stems 113 plates	Swivel	85mm	80kg	32mm	SX75 125SW-	Threaded: TS12, TS13, TS14, TS22 Top Plate: TP01, TP13 Hollow Kingpin: HK01, HKU1 Grip Ring: GR11 Square Nylon Expanding Adapter: XSN1 thru XSN9 Round Nylon Expanding Adapter: XRN1 thru XSN5
		Total Lock	108mm	80kg	32mm	SX75 125TL-	
		Directional Lock	108mm	80kg	32mm	SX75 125DL-	
		Rigid	N/A	80kg	32mm	SX75 125RG-	
100mm	135 stems 138 plates	Swivel	108mm	109kg	32mm	SX100 125SW-	
		Total Lock	108mm	109kg	32mm	SX100 125TL-	
		Directional Lock	108mm	109kg	32mm	SX100 125DL-	
		Rigid	N/A	109kg	32mm	SX100 125RG-	
125mm	160 stems 164 plates	Swivel	110mm	125kg	32mm	SX125 125SW-	
		Total Lock	110mm	125kg	32mm	SX125 125TL-	
		Directional Lock	110mm	125kg	32mm	SX125 125DL-	
		Rigid	N/A	125kg	32mm	SX125 125RG-	
150mm	185.5 stems 187 plates	Swivel	120mm	136kg	32mm	SX150 125SW-	
		Total Lock	120mm	136kg	32mm	SX150 125TL-	
		Directional Lock	120mm	136kg	32mm	SX150 125DL-	
		Rigid	N/A	136kg	32mm	SX150 125RG-	

CHOOSE WHEEL CODE

CRB Conductive Rubber	TPP Thermoplastic rubber	AMP Antimicrobial	PYP Polyurethane	ARZ Hi-Temp Thermal Rubber

CHOOSE FITTING CODE



STEEL & STAINLESS STEEL
Stainless Steel

Hollow Kingpin

HK01	Assembled
HKU1	Unassembled

For 1/2" I.D. fittings

Stainless Steel Threaded

TS12	1/2"-13NC x 1"
TS13	1/2"-13NC x 1-1/2"
TS14	1/2"-13NC x 2"
TS21	60mm x M12

Expanding Adapters

Square Nylon

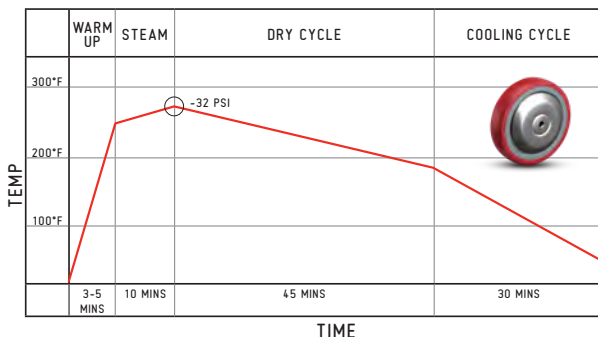
Fitting Code	Imperial Expansion Range (length is approx. 2.25")	Metric Expansion Range (length is approx. 57mm)
XSN1	.78"-.81"	19.6-20.9mm
XSN2	.83"-.87"	21.0-21.9mm
XSN3	.88"-.94"	22.0-24.0mm
XSN5	.985"-1.12"	25.8-28.5mm
XSN6	1.13"-1.16"	28.6-29.5mm
XSN7	1.16"-1.29"	29.6-32.7mm
XSN9	1.36"-1.46"	34.6-37.0mm

Grip Ring

GR11	.845" x 2-3/16"
-------------	-----------------

ARZ STEAM STERILIZATION RESILIENCE

FDA STERILIZATION CYCLE



Round Nylon

XRN1	.70"-.78"	17.8-19.7mm
XRN2	.78"-.85"	19.8-21.7mm
XRN3	.86"-.97"	21.8-24.7mm
XRN4	.97"-1.13"	24.8-28.7mm
XRN5	1.14"-1.29"	28.8-32.7mm

Precision Stainless (SC)



DESCRIPTION

Our SC series offers high Quality maintenance free operation

APPLICATIONS

- Case Carts
- Lab equipment
- Morgue Equipment
- Animal cages
- Pharmaceutical Research Equipment
- Instrument cleaning carts
- Stretchers

FEATURES & SPECIFICATIONS

- 304 Stainless Steel Electropolished
- Precision bearings in wheels provide quiet and easy rolling mobility
- Swivel, Total Lock, Directional Lock options available
- Stainless Steel Precision Swivel Raceway for maintenance free operation
- Antimicrobial High Temp Rubber wheels available as added protection against microbes

OPTIONS

CASTER OPTIONS



Swivel



Total Lock

Red "Brake" sticker on pedal. Brake locks wheel and swivel.



Direction Lock

Green "Steer" sticker on pedal. Brake locks swivel only for easier tracking. See next page.

WHEEL OPTIONS



Thermoplastic Rubber (TPX)

Thermoplastic Rubber 70A with stainless steel insert molded precision bearing.



Hi-Temp TPE (HTZ)

High temp wheel (Blue) TPE 65A with dual pressed precision bearings (125mm and 150mm only).



Hi-Temp Thermal Rubber (ARZ)

Antimicrobial wheel. 280 degrees Wash down (10 minutes), Auto Clave / Steam Sterilizer instrument wash @ max load of 90kg per wheel under heat and 108kg at room temp. Durometer: 78-85A



Thread Guards

Nylon standard on all models except ARZ wheels. For chrome plated specify -CTG; for stainless steel specify -SSTG (5 and 6" sizes only). Example :

SC125TPX157TL-TP01**SSTG**

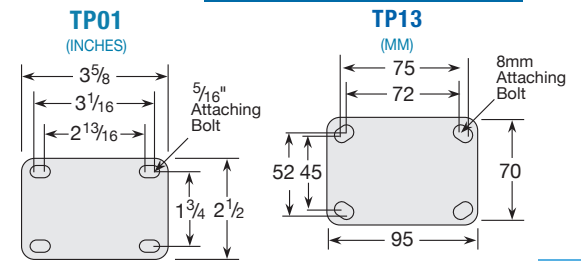
STAINLESS STEEL (SC) MODELS

Wheel Diameter	Mounting Height	Configuration Type	Tread Material	Swivel Radius	Dynamic Load	Tread Width	Add Wheel Code and Fastening Code	Fitting Options
125mm	161mm	Swivel	ARZ	102mm	80kg	32mm	SC125 SW-	Top Plate: TP01, TP13 Threaded: TS07, TS12, TS40 Round: RS01, RS02, RS03
		Total Lock	TPX	102mm	80kg	32mm	SC125 TL-	
		Directional Lock	HTZ	102mm	80kg	32mm	SC125 DL-	
150mm	196.5mm	Swivel	ARZ	125mm	109kg	40mm	SC150 SW-	
		Total Lock	TPX	125mm	109kg	40mm	SC150 TL-	
		Directional Lock	HTZ	125mm	109kg	40mm	SC150 DL-	
200mm	250mm	Swivel	TPX	158mm	125kg	40mm	SC200 SW-	
		Total Lock		158mm	125kg	40mm	SC200 TL-	
		Directional Lock		158mm	125kg	40mm	SC200 DL-	

CHOOSE WHEEL CODE AND BEARING CODE

TPX Thermoplastic Rubber 	HTZ Hi-Temp TPE 	ARZ Hi-Temp Thermal Rubber
--	-------------------------------	--

CHOOSE FITTING CODE



Stainless Steel Threaded

TS07	M12 x 1.75 x 25.4mm
TS12	1/2"-13NC x 1"
TS40	M16 x 2.0 x 25mm



Round Stems*

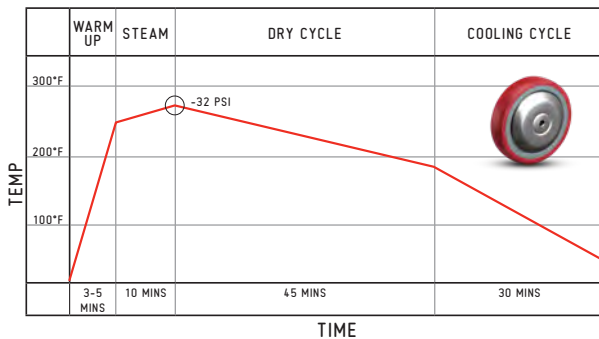
RS01	22mm x 45mm
RS02	25.4mm x 45mm
RS03	27.8mm x 45mm

*Mounting hole is 8mm and located 19mm on center from the base of stem.

STEEL & STAINLESS STEEL
Stainless Steel

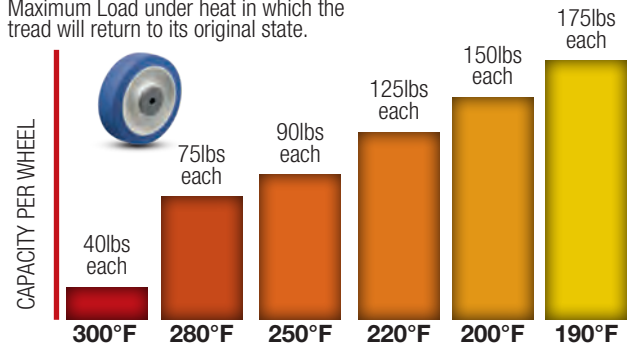
ARZ STEAM STERILIZATION RESILIENCE

FDA STERILIZATION CYCLE



HTZ TREAD ELASTICITY VS TEMPERATURE

Maximum Load under heat in which the tread will return to its original state.



Defender Stainless Steel (D4)



DESCRIPTION

The D5 Defender is the ideal 2" wide caster solution for customers requiring lasting performance and corrosion resistance.

APPLICATIONS

- Food Processing/ Service
- Bakery Dough Troughs
- Stainless Carts
- Pharmaceuticals
- Laboratory
- Clean Room
- Hospital Waste Management
- Marine

FEATURES & SPECIFICATIONS

- Constructed of highly polished, corrosion resistant stainless steel (304 Grade)
- Top plate and legs formed from 1/4" thick stainless steel for durability
- Double stainless steel ball bearing raceways (with zerk) formed smooth for ease of swiveling
- 3/4" 304 Stainless steel permanent rivet kingpin for long swivel life
- Food grade -40°F to 600°F performance grease (FDA approved)
- 1/2" diameter 304 stainless steel zerk axle standard; solid axle available by special order
- NSF (consult factory for requirements on a part specific basis)

OPTIONS CASTER OPTIONS



Swivel Plate



Rigid Plate



Total Lock (TL)

Locks wheel and swivel simultaneously. Total Lock rig rated to 300°F continuous. Specify **BRK4**.



Face Brake (FB)

Locks wheel only. Available on swivel models only. Specify **BRK7**.



Cam Brake (CB)


Locks wheel only. Available on swivel and rigid roller bearing models only. Specify **BRK3**.

WHEEL OPTIONS

Nylon Models: Temperature/moisture versatility, strong, floor protective



Polyurethane Models: Versatile & floor protective, softer than nylon/metal for quieter ride



Rubber Models: Floor protective, shock absorbing, quiet, debris rejecting



Phenolic Models: Economical & strong, not recommended for moisture



Polyolefin Models: Most Economical, light weight, and water resistant



BEARING OPTIONS



Stainless Steel Roller Bearing

Temperature Rating: 350°F
High Temp wheel selections are automatically upgraded to stainless steel thrust and retaining washers.



Delrin® Bearing


Temperature Rating: 160°F (increases to 350°F continuous for high-temp wheel selections). High Temp wheel selections are automatically upgraded to nylon bearings.



Stainless Steel Pedestal Precision Ball Bearing (PPBB)

Temperature Rating: 250°F (increases to 480°F continuous for high-temp wheel selections).

Sealed Precision available with MOQ.



Bronze Bearing

Temperature Rating: 525°F

PERFORMANCE OPTIONS

Hand Operated Swivel Lock

Not available on rigid and total lock models.



Foot Operated Swivel Lock

Not available on rigid and total lock models



Swivel Seal

Not available on rigid and total lock, swivel lock models. Temp rating: 140°F.



Fork Temperature Range
Standard swivel rigs rated up to 600°F; see specified wheel and bearing ratings to determine maximum caster temperature rating.

Thicker 3/4" kingpin lasts up to 2x longer!



Defender 3/4" kingpin rigs **last up to 2x longer** in internal durability testing compared to standard 5/8" kingpin constructions

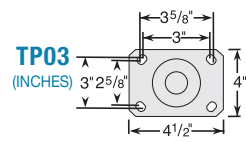
Wheel Diameter	Mounting Height	Swivel Radius	Wheel Type	Standard Stainless Steel Bearing	Optional Bearings*	Dynamic Load	Tread Width	Swivel Caster Model For Rigid change 6th and 7th digit from 09 to 08 (example D4.04108.459 SS WB29)	Fitting Options
4"	5-5/8"	Swivel 3 3/8"	Performa Conductive (Flat)	Roller	PPBB	300	2"	D4.04109.459 COND SS WB29	
	5-5/8"		Performa (Flat)	Roller	Delrin, Bronze, PPBB	400		D4.04109.459 SS WB29	
	5-5/8"		Performa (Round)	Roller	Delrin, Bronze, PPBB	400		D4.04109.559 SS WB29	
	5-5/8"		Retort Hi-Temp	Roller	Delrin, Bronze, PPBB	500		D4.04109.839 RW SS WB29	
	5-5/8"		Polyolefin	Roller	Delrin, Bronze, PPBB	500		D4.04109.839 SS WB29	
	5-5/8"	Total Lock 5 5/16"	Eagle Polyurethane	Roller	Delrin, Bronze, PPBB	600		D4.04109.929 EG SS WB29	
	5-5/8"		HydroTech	Roller	Delrin, Bronze, PPBB	600		D4.04109.929 SS WB29	
	5-5/8"		Polyurethane Hi-TECH	Roller	Delrin, Bronze, PPBB	700		D4.04109.929G SS WB29	
	5-5/8"		Antimicrobial Hi-TECH	Roller	Delrin, Bronze, PPBB	700		D4.04109.H59 SS WB29	
	5-5/8"		K Solid Polyurethane*	Precision Ball	Delrin, Bronze	700		D4.04109.935 KW SS	
	5-5/8"	Wheel Brake 4 15/16"	Phenolic - High Temp	Roller	Delrin, Bronze, PPBB	800		D4.04109.339 HT SS WB29	
	5-5/8"		Phenolic	Roller	Delrin, Bronze, PPBB	800		D4.04109.339 SS WB29	
	5-5/8"		Maxim Nylon Glass Filled	Roller	Delrin, Bronze, PPBB	800		D4.04109.539 SS WB29	
	5-5/8"		Hi-Temp Nylon Glass Filled	Roller	Delrin, Bronze, PPBB	800		D4.04109.839 HTBLK SS WB29	
	5-5/8"		Thermo Hi-Temp	Roller	Delrin, Bronze, PPBB	900		D4.04109.839 HT SS WB29	
	5-5/8"	Wheel Brake 5 1/8"	White Nylon	Roller	Delrin, Bronze, PPBB	900		D4.04109.539 WN SS WB29	
	5-5/8"		HD Nylon Glass Filled	Roller	Delrin, Bronze, PPBB	1000		D4.04109.839 DT SS WB29	
	5-5/8"		Endura Solid Elastomer	Roller	Delrin, Bronze, PPBB	1000		D4.04109.839 EN SS WB29	
	5-5/8"		Commander HD*	Precision Ball	SS Prec. Ball Standard	1250		D4.04109.5PN SS	
	5-5/8"		Commander HD*	Precision Ball	SS Prec. Ball Standard	1250		D4.04109.5PN SS	
5"	6-1/2"	Swivel 4 1/8"	Performa Conductive (Flat)	Roller	PPBB	325	2"	D4.05109.459 COND SS WB29	
	6-1/2"		Performa (Round)	Roller	Delrin, Bronze, PPBB	425		D4.05109.559 SS WB29	
	6-1/2"		Performa (Flat)	Roller	Delrin, Bronze, PPBB	500		D4.05109.459 SS WB29	
	6-1/2"		Retort Hi-Temp	Roller	Delrin, Bronze, PPBB	650		D4.05109.839 RW SS WB29	
	6-1/2"		Polyolefin	Roller	Delrin, Bronze, PPBB	650		D4.05109.839 SS WB29	
	6-1/2"	Total Lock 6 3/8"	HydroTech	Roller	Delrin, Bronze, PPBB	750		D4.05109.HF9 SS WB29	
	6-1/2"		Polyurethane Hi-TECH	Roller	Delrin, Bronze, PPBB	900		D4.05109.929 SS WB29	
	6-1/2"		Antimicrobial Hi-TECH	Roller	Delrin, Bronze, PPBB	900		D4.05109.929G SS WB29	
	6-1/2"		Eagle Polyurethane	Roller	Delrin, Bronze, PPBB	900		D4.05109.929 EG SS WB29	
	6-1/2"		Phenolic - High Temp	Roller	Delrin, Bronze, PPBB	900		D4.05109.339 HT SS WB29	
	6-1/2"	Wheel Brake 5 1/8"	Phenolic	Roller	Delrin, Bronze, PPBB	1000		D4.05109.339 SS WB29	
	6-1/2"		Maxim Nylon Glass Filled	Roller	Delrin, Bronze, PPBB	1000		D4.05109.539 SS WB29	
	6-1/2"		White Nylon	Roller	Delrin, Bronze, PPBB	1000		D4.05109.539 WN SS WB29	
	6-1/2"		Endura Solid Elastomer	Roller	Delrin, Bronze, PPBB	1000		D4.05109.839 EN SS WB29	
	6-1/2"		Hi-Temp Nylon Glass Filled	Roller	Delrin, Bronze, PPBB	1000		D4.05109.839 HTBLK SS WB29	
	6-1/2"	Wheel Brake 5 1/8"	K Solid Polyurethane*	Precision Ball	Delrin, Bronze	1200		D4.05109.935 KW SS	
	6-1/2"		Thermo Hi-Temp	Roller	Delrin, Bronze, PPBB	1200		D4.05109.839 HT SS WB29	
	6-1/2"		HD Nylon Glass Filled	Roller	Delrin, Bronze, PPBB	1200		D4.05109.839 DT SS WB29	
	6-1/2"		Commander HD*	Precision Ball	SS Prec. Ball Standard	1250		D4.05109.5PN SS	
	6-1/2"		Commander HD*	Precision Ball	SS Prec. Ball Standard	1250		D4.05109.5PN SS	
6"	7-1/2"	Swivel 4 7/8"	Performa Conductive (Flat)	Roller	PPBB	410	2"	D4.06109.459 COND SS WB29	Top Plate: TP03
	7-1/2"		Performa Conductive (Round)	Roller	PPBB	450		D4.06109.559 COND SS WB29	
	7-1/2"		Performa (Round)	Roller	Delrin, Bronze, PPBB	600		D4.06109.559 SS WB29	
	7-1/2"		Performa (Flat)	Roller	Delrin, Bronze, PPBB	600		D4.06109.459 SS WB29	
	7-1/2"		Retort Hi-Temp	Roller	Delrin, Bronze, PPBB	700		D4.06109.839 RW SS WB29	
	7-1/2"	Total Lock 6 3/4"	Polyolefin	Roller	Delrin, Bronze, PPBB	900		D4.06109.839 SS WB29	
	7-1/2"		HydroTech	Roller	Delrin, Bronze, PPBB	900		D4.06109.HF9 SS WB29	
	7-1/2"		Polyurethane Hi-TECH	Roller	Delrin, Bronze, PPBB	1100		D4.06109.929 SS WB29	
	7-1/2"		Antimicrobial Hi-TECH	Roller	Delrin, Bronze, PPBB	1100		D4.06109.929G SS WB29	
	7-1/2"		Endura Solid Elastomer	Roller	Delrin, Bronze, PPBB	1100		D4.06109.839 EN SS WB29	
	7-1/2"	Wheel Brake 5 3/8"	Thermo Hi-Temp	Roller	Delrin, Bronze, PPBB	1200		D4.06109.839 HT SS WB29	
	7-1/2"		Eagle Polyurethane	Roller	Delrin, Bronze, PPBB	1200		D4.06109.929 EG SS WB29	
	7-1/2"		Phenolic - High Temp	Roller	Delrin, Bronze, PPBB	1200		D4.06109.339 HT SS WB29	
	7-1/2"		Phenolic	Roller	Delrin, Bronze, PPBB	1200		D4.06109.339 SS WB29	
	7-1/2"		Maxim Nylon Glass Filled	Roller	Delrin, Bronze, PPBB	1200		D4.06109.539 SS WB29	
	7-1/2"	Wheel Brake 5 3/8"	White Nylon	Roller	Delrin, Bronze, PPBB	1250		D4.06109.539 WN SS WB29	
	7-1/2"		Hi-Temp Nylon Glass Filled	Roller	Delrin, Bronze, PPBB	1250		D4.06109.839 HTBLK SS WB29	
	7-1/2"		HD Nylon Glass Filled	Roller	Delrin, Bronze, PPBB	1250		D4.06109.839 DT SS WB29	
	7-1/2"		K Solid Polyurethane*	Precision Ball	Delrin, Bronze	1250		D4.06109.935 KW SS	
	7-1/2"		Commander HD*	Precision Ball	SS Prec. Ball Standard	1250		D4.06109.5PN SS	
8"	9-1/2"	Swivel 6 3/8"	Performa Conductive (Flat)	Roller	PPBB	500	2"	D4.08109.459 COND SS WB29	
	9-1/2"		Performa Conductive (Round)	Roller	PPBB	600		D4.08109.559 COND SS WB29	
	9-1/2"		Performa (Round)	Roller	Delrin, Bronze, PPBB	675		D4.08109.559 SS WB29	
	9-1/2"		Performa (Flat)	Roller	Delrin, Bronze, PPBB	675		D4.08109.459 SS WB29	
	9-1/2"		Retort Hi-Temp	Roller	Delrin, Bronze, PPBB	900		D4.08109.839 RW SS WB29	
	9-1/2"	Total Lock 6 15/16"	Polyolefin	Roller	Delrin, Bronze, PPBB	1000		D4.08109.839 SS WB29	
	9-1/2"		Polyurethane Hi-TECH	Roller	Delrin, Bronze, PPBB	1000		D4.08109.HF9 SS WB29	
	9-1/2"		Polyurethane Hi-TECH	Roller	Delrin, Bronze, PPBB	1200		D4.08109.929 SS WB29	
	9-1/2"		Polyurethane Hi-TECH	Roller	Delrin, Bronze, PPBB	1200		D4.08109.929G SS WB29	
	9-1/2"		White Nylon	Roller	Delrin, Bronze, PPBB	1200		D4.08109.539 WN SS WB29	
	9-1/2"	Wheel Brake 6 1/2"	Endura Solid Elastomer	Roller	Delrin, Bronze, PPBB	1250		D4.08109.839 EN SS WB29	
	9-1/2"		Thermo Hi-Temp	Roller	Delrin, Bronze, PPBB	1250		D4.08109.839 HT SS WB29	
	9-1/2"		Eagle Polyurethane	Roller	Delrin, Bronze, PPBB	1250		D4.08109.929 EG SS WB29	
	9-1/2"		Phenolic - High Temp	Roller	Delrin, Bronze, PPBB	1250		D4.08109.339 HT SS WB29	
	9-1/2"		Phenolic	Roller	Delrin, Bronze, PPBB	1250		D4.08109.339 SS WB29	
	9-1/2"	Wheel Brake 6 1/2"	Maxim Nylon Glass Filled	Roller	Delrin, Bronze, PPBB	1250		D4.08109.539 SS WB29	
	9-1/2"		HD Nylon Glass Filled	Roller	Delrin, Bronze, PPBB	1250		D4.08109.839 DT SS WB29	
	9-1/2"		Hi-Temp Nylon Glass Filled	Roller	Delrin, Bronze, PPBB	1250		D4.08109.839 HTBLK SS WB29	
	9-1/2"		K Solid Polyurethane*	Precision Ball	Delrin, Bronze	1250		D4.08109.935 KW SS	
	9-1/2"		Commander HD*	Precision Ball	SS Prec. Ball Standard	1250		D4.08109.5PN SS	

STEEL & STAINLESS STEEL
Stainless Steel

CHOOSE CASTER CODE

109 (in chart) 108 (change) Add BRK4 Add BRK7 Add BRK 3

Swivel Rigid Total Lock Face Brake Cam Brake



Central Locking Introduction

MedCaster Central Locking



PS
Primacy
Page 57



CT
Central Locking
Page 59



TT
Central Locking
Page 58



390
Rhombus
Page 60



391
Rhombus
Page 61

SPECIALTY & CENTRAL LOCK

Primacy (PS) Central Locking



DESCRIPTION

Die-cast aluminum load-bearing housing with highly polished plastic cover.

APPLICATIONS

- Hospital Beds
- Stretchers
- Mobile Ultrasound Equipment
- OR Beds
- Radiology Tables
- Medical Chairs/ Recliners
- ICU Beds
- Care Beds

FEATURES & SPECIFICATIONS


- High quality synthetic cover over die cast aluminum frame
- Precision bearings in swivel section and sealed precision bearings in wheels.
- Conductive Option Available
- Caster meets ISO Standard 22882: 2004 Caster & Wheels - Requirements for Casters for Hospital Beds.

PRIMACY (PS) MODELS

Wheel Diameter	Mounting Height	Configuration Type	Swivel Radius	Dynamic Load	Tread Width	Add Wheel Code and Fastening Code	Fitting Options
4"	139mm	Free Swivel	88.5mm	100kg	30mm	PS04 125SW-___	Free Swivel Models: RS03, RS05 Locking Models: CL01, CL02
		Total Lock	88.5mm	100kg	30mm	PS04 125TL-___	
		Combination Lock	88.5mm	100kg	30mm	PS04 125DT-___	
5"	158mm	Free Swivel	102.5mm	150kg	32mm	PS05 125SW-___	
		Total Lock	102.5mm	150kg	32mm	PS05 125TL-___	
		Combination Lock	102.5mm	150kg	32mm	PS05 125DT-___	
6"	188mm	Free Swivel	117mm	150kg	32mm	PS06 125SW-___	
		Total Lock	117mm	150kg	32mm	PS06 125TL-___	
		Combination Lock	117mm	150kg	32mm	PS06 125DT-___	
8"	229mm	Free Swivel	229mm	150kg	32mm	PS08 125SW-___	
		Total Lock	229mm	150kg	32mm	PS08 125TL-___	
		Combination Lock	229mm	150kg	32mm	PS08 125DT-___	

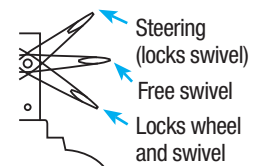
SPECIALTY & CENTRAL LOCK

CHOOSE WHEEL CODE

TPP	PYP	CRB
Thermoplastic Rubber with Precision Ball Bearing	Polyurethane with Precision Ball Bearing	Conductive TPR with Precision Ball Bearing
		

Free Swivel

RS03	27.8mm x 45mm for tubular frame with 28mm ID
RS05	32mm x 45mm for tubular frame with 32mm ID

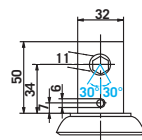


CHOOSE FITTING CODE

Central Locking Models

CL01	27.8mm x 45mm for tubular frame with 28mm ID
-------------	--

- Two locking hole options
- Locking hole in line or across direction of travel
- Four fixing holes
- Snap-on adapter sleeves options for different tube dimensions
- Standard cam (41°/52°)



CL02	32mm x 45mm for tubular frame with 32mm ID
-------------	--

- Two locking hole options available
- Locking hole in line or across direction of travel
- Four fixing holes
- Standard cam 30°

TT Central Locking (TT)



DESCRIPTION

TT central locking casters are premium nylon casters designed for hospital beds and diagnostic equipment

APPLICATIONS

- Hospital Beds
- Diagnostic Equipment
- OR Beds
- ICU Beds
- Care Beds
- Patient Transport Chairs

FEATURES & SPECIFICATIONS

- Glass fiber reinforced nylon 6 body and pedals
- Precision ball bearings at swivel head and wheel
- Non marking elastic thermoplastic polyurethane wheel treads (85A)
- Nylon swivel guards
- Cord pushers available on 125mm size

Wheel Diameter	Mounting Height	Configuration Type	Swivel Radius	Dynamic Load	Base Footprint	Add Wheel Code and Fastening Code	Fitting Options
75mm	93mm	Swivel	78mm	90kg	73mm	TT75PYPSW-_____	Central Locking Stems: CL01, CL02 Swivel Stems: RS03, RS05
		Swivel with Total Lock	78mm	90kg	73mm	TT75PYPTL-_____	
		Swivel With Direction/Total Lock Combination	78mm	90kg	73mm	TT75PYPDT-_____	
100mm	120mm	Swivel	90mm	100kg	78mm	TT100PYPSW-_____	
		Swivel with Total Lock	116mm	100kg	78mm	TT100PYPTL-_____	
		Swivel With Direction/Total Lock Combination	116mm	100kg	78mm	TT100PYPDT-_____	
125mm	145mm	Swivel	112mm	100kg	83mm	TT125PYPSW-_____	
		Swivel with Total Lock	143mm	100kg	83mm	TT125PYPTL-_____	
		Swivel With Direction/Total Lock Combination	143mm	100kg	83mm	TT125PYPDT-_____	
150mm	172mm	Swivel	123mm	120kg	88mm	TT150PYPSW-_____	
		Swivel with Total Lock	153mm	120kg	88mm	TT150PYPTL-_____	
		Swivel With Direction/Total Lock Combination	153mm	120kg	88mm	TT150PYPDT-_____	

SPECIALTY & CENTRAL LOCK

CHOOSE CASTER/WHEEL COLOR CODE

GG

Silver gray core/ iron gray tread



WB

Signal white core/black tread

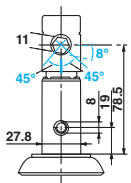


CHOOSE FITTING CODE

Central Locking Models

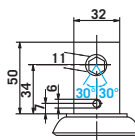
CL01 27.8mm x 45mm for tubular frame with 28mm ID

- Two locking hole options
- Locking hole in line or across direction of travel
- Four fixing holes
- Snap-on adapter sleeves options for different tube dimensions
- Standard cam (45°)



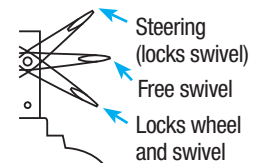
CL02 32mm x 45mm for tubular frame with 32mm ID

- Two locking hole options available
- Locking hole in line or across direction of travel
- Four fixing holes
- Standard cam 30°



Free Swivel

RS03	27.8mm x 45mm for tubular frame with 28mm ID
RS05	32mm x 45mm for tubular frame with 32mm ID



CT Central Locking (CT)



DESCRIPTION

CT central locking casters are premium ABS covered casters designed for hospital beds and diagnostic equipment

APPLICATIONS

- Hospital Beds
- Diagnostic Equipment
- OR Beds
- ICU Beds
- Care Beds
- Patient Transport Chairs

FEATURES & SPECIFICATIONS

- Dual Precision ball bearings in swivel
- Low profile mounting height
- Adjustable brake for fine tuning
- Non marking elastic thermoplastic polyurethane wheel treads (95A)
- Nylon swivel guards

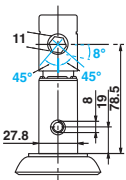
Wheel Diameter	Mounting Height	Configuration Type	Tread Material	Swivel Radius	Dynamic Load	Base Footprint	Add Wheel Code and Fastening Code	Fitting Options
125mm	132mm	Swivel	TPU 95A	101.5mm	120kg	78mm	CT125PYPSW-_____	Central Locking Stems: CLO2, CLO5 Swivel Stems: RS03, RS05
		Swivel with Total Lock	TPU 95A	101.5mm	120kg	78mm	CT125PYPTL-_____	
		Combination Lock	TPU 95A	101.5mm	120kg	78mm	CT125PYPDT-_____	
150mm	155mm	Swivel	TPU 95A	120mm	150kg	86mm	CT150PYPSW-_____	
		Swivel with Total Lock	TPU 95A	120mm	150kg	86mm	CT150PYPTL-_____	
		Combination Lock	TPU 95A	120mm	150kg	86mm	CT150PYPDT-_____	

RAL9010 Pure White, Pantone 432U.
Other color combinations available by special order with factory MOQ.

Conductive Option: Add **COND** to end of part number.

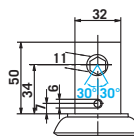
CHOOSE FITTING CODE

Central Locking Models



CLO1 27.8mm x 45mm for tubular frame with 28mm ID

- Two locking hole options
- Locking hole in line or across direction of travel
- Four fixing holes
- Snap-on adapter sleeves options for different tube dimensions
- Standard cam (45°)

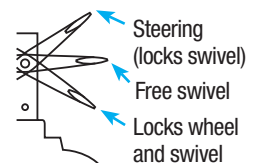


CLO2 32mm x 45mm for tubular frame with 32mm ID

- Two locking hole options available
- Locking hole in line or across direction of travel
- Four fixing holes
- Standard cam 30°

Free Swivel

RS03	27.8mm x 45mm for tubular frame with 28mm ID
RS05	32mm x 45mm for tubular frame with 32mm ID



Rhombus 390 Central Locking



DESCRIPTION

The 390 series stamped steel zinc finished caster Central Locking series for Hospital Bed and Stretcher Applications with a double ball raceway construction.

APPLICATIONS

- Care beds
- Hospital beds
- Intensive care beds
- OR beds and tables
- Stretchers
- Ultrasonic Equipment

FEATURES & SPECIFICATIONS

- Stamped and drawn horn assembly
- Zinc-plated
- Sealed double ball raceway
- Plastic seal protects from dust and water
- Central locking caster design
- Selection mechanism continually greased
- Brake adjustment feature is standard
- RoHS (consult factory for requirements on a part specific basis)

Wheel Diameter	Mounting Height	Configuration Type	Swivel Radius	Dynamic Load	Tread Width	Add Wheel Code and Fastening Code	Fitting Options
80mm	113mm	Swivel with Total Lock	83mm	100kg	32mm	390Q 80TL _____	Central Locking Stems: Z2351, Z985
		Swivel with Total Lock & Direction Lock	83mm	100kg	32mm	390R 80DT _____	
100mm	133mm	Swivel with Total Lock	90mm	100kg	32mm	390Q 100TL _____	
		Swivel with Total Lock & Direction Lock	90mm	100kg	32mm	390R 100DT _____	
125mm	158mm	Swivel with Total Lock	108mm	100kg	32mm	390Q 125TL _____	
		Swivel with Total Lock & Direction Lock	108mm	100kg	32mm	390R 125DT _____	
150mm	184mm	Swivel with Total Lock	127mm	100kg	32mm	390Q 150TL _____	
		Swivel with Total Lock & Direction Lock	127mm	100kg	32mm	390R 150DT _____	
200mm	235mm	Swivel with Total Lock	159mm	100kg	32mm	390Q 200TL _____	
		Swivel with Total Lock & Direction Lock	159mm	100kg	32mm	390R 200DT _____	

SPECIALTY & CENTRAL LOCK

CHOOSE WHEEL CODE

35K

TPR with plastic thread guard

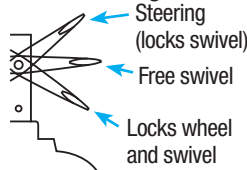


32C

TPR with metal thread guard



Central Locking Controls



TREAD MATERIAL

- P** Precision Bearings
- S** Swivel
- D** Delrin Bearing Bottom
- R** RoHS
- C** Covered Bottom

CHOOSE FITTING CODE

Z2351

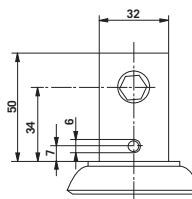
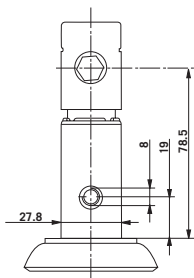
27.8mm x 45mm for tubular frame with 28mm ID

- Two locking hole options
- Locking hole in line or across direction of travel
- Four fixing holes
- Snap-on adapter sleeves options for different tube dimensions

Z985

32mm x 45mm for tubular frame with 32mm ID

- Two locking hole options available
- Locking hole in line or across direction of travel
- Four fixing holes





DESCRIPTION

The 391 series stamped steel zinc finished caster Central Locking series for Hospital Bed and Stretcher Applications with a precision ball raceway construction.

APPLICATIONS





- Care beds
- Hospital beds
- Intensive care beds
- OR beds and tables
- Stretchers
- Ultrasonic Equipment

FEATURES & SPECIFICATIONS

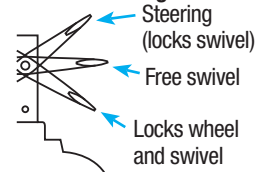
- Precision bearings in raceway
- Precision bearings in 35K wheel; flange bearing in 32C wheel
- Caster meets ISO Standard 22882: 2004 Caster & Wheels - Requirements for Casters for Hospital Beds
- RoHS (consult factory for requirements on a part specific basis)
- Central-locking brake design has: Very Positive swivel lock - operates independently of the wheel brake, reducing wear and tendency to ratchet
- Wheel brake can be applied dynamically without damage to mechanism
- Factory-set mechanism, maintenance-free for the life of the caster

Wheel Diameter	Mounting Height	Configuration Type	Swivel Radius	Dynamic Load	Tread Width	Add Wheel Code and Fastening Code	Fitting Options
100mm	139mm	Swivel with Total Lock	92mm	100kg	32mm	391100 <u>TL</u>	Fitting Codes: RS03, RS05, RZ2351, RZ4351, RZ885, RZ985
		Swivel with Total Lock & Direction Lock	92mm	100kg	32mm	391100 <u>DT</u>	
125mm	164mm	Swivel with Total Lock	107mm	100kg	32mm	391125 <u>TL</u>	
		Swivel with Total Lock & Direction Lock	107mm	100kg	32mm	391125 <u>DT</u>	
150mm	191mm	Swivel with Total Lock	126mm	120kg	32mm	391150 <u>TL</u>	
		Swivel with Total Lock & Direction Lock	126mm	120kg	32mm	391150 <u>DT</u>	
200mm	253mm	Swivel with Total Lock	161mm	120kg	32mm	391200 <u>TL</u>	
		Swivel with Total Lock & Direction Lock	161mm	120kg	32mm	391200 <u>DT</u>	

CHOOSE WHEEL CODE

35K	35A	32C	32A
TPR with precision bearing and plastic thread guard	TPR with precision bearing and plastic thread guard	TPR with metal thread guard and flange bearing	TPR with metal thread guard and flange bearing
			

Central Locking Controls

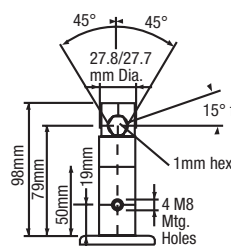


CHOOSE FITTING CODE

Free Swivel

RS03	27.8mm x 45mm for tubular frame with 28mm ID
RS05	32mm x 45mm for tubular frame with 32mm ID

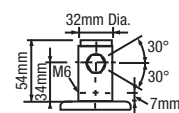
Central Locking



RZ2351	27.8mm x 98mm • 45° cam
RZ4351	27.8mm x 98mm • 30° cam

- Two locking hole options
- Locking hole in line or across direction of travel
- Four fixing holes
- Snap-on adapter sleeves options for different tube dimensions

RZ885	32mm x 54mm • 45° cam
RZ985	32mm x 54mm • 30° cam



- Two locking hole options available
- Locking hole in line or across direction of travel
- Four fixing holes

Central Locking Accessories



Part Number	Material	Description
906105	Nylon	Double Pedal -KDH-9010/7037-45o
906394	Nylon	Double Pedal -KDH-9010/7037-30o
906274	Nylon	Double Pedal -KDH-9010-45 GR/RD Plugs -45o
906730	Nylon	KDH-7011-45 GR/RD PLUGS -45o (Gray Pedal)



Part Number	Material	Description
908041	Nylon	KEHL-7037/7016-45o
908042	Nylon	KEHL-9010/7016-30o
908043	Nylon	KEHL-9010/7016-45o
908044	Nylon	KEHR-7037/7016-45o
908045	Nylon	KEHR-9010/7016-30o
908046	Nylon	KEHR-9010/7016-45o



Part Number	Material	Description
09267	Die Cast Steel	Left Chrome Double Pedal 9.511.074
09268	Die Cast Steel	Right Chrome Double Pedal 9.511.073




Part Number	Material	Description
04579	Die Cast Steel	Left Chrome Single Pedal 1.850.298
04580	Die Cast Steel	Right Chrome Single Pedal 1.850.297

PD-230-L



PD-230-L

Part Number	Material	Description
PD-230-L	Machined Steel	Double Pedal Left
PD-230-R	Machined Steel	Double Pedal Right



3 1/2"

Part Number	Material	Description
09330	Die Cast Steel	"Transmission Lever Long 1.850.246 65mm Change Lever with Set Screw"



2"

Part Number	Material	Description
09322	Die Cast Steel	28mm Change Lever with Set Screw Transmission Lever Short 1.850.5137



CV-65

CV-28








Part Number	Material	Description
CV-28	Machined Steel	28mm Change Lever with Set Screw
CV-65	Machined Steel	65mm Change Lever with Set Screw

SPECIALTY & CENTRAL LOCK

Accessories



Corner Bumpers

Shape/Type + Material + Size Inside dimension + Durometer+Color

	Brand	Part Description	Part Number	Product Details	Additional Information
	Colson	CB-PVC-2.6X2.6-85A-GY	4718-00	Corner Bumper B-8 - Gray 3.5x3.5x1.0" outside Vinyl 80-85A	Inside corner dimensions 2.62x2.62"
	Colson	CB-PVC-3X3-85A-GY	CB-10	Corner Bumper CB-10 - Gray 4.4x4.4x1.06" rounded outside corner Vinyl 85-95A	Inside corner dimensions 3.06x3.06"
	Colson	CB-PVC-3X3-85A-BK	CB-10B	Corner Bumper CB-10 - Black 4.4x4.4x1.06" rounded outside corner Vinyl 85-95A	Inside corner dimensions 3.06x3.06"
	Colson	CB-PVC-3.2X3.2-85A-GY	CB-12	Corner Bumper CB-12 - Gray 4.04x4.04x1.0" radius outside corner Vinyl 85-95A	Inside corner dimensions 3.19x3.19"
	Colson	CB-PVC-3.2X3.2-85A-BK	CB-12B	Corner Bumperr CB-12 - Black 4.04x4.04x1.0" radius outside corner Vinyl 85-95A	Inside corner dimensions 3.19x3.19"
	Colson	CB-PVC-3.2X3.2-85A-BR	CB-12BRNTPR	Corner Bumper CB-12 - Brown 4.04x4.04x1.0" radius outside corner Vinyl 85-95A	Inside corner dimensions 3.19x3.19"
	Colson	CB-TPR-3.2X3.2-70A-GY	06927	Corner Bumper 3 X 3 Rounded Corner TPR 70A	Inside corner dimensions 3.0x3.0"


End Bumpers

Shape/Type + Material + Diameter + Durometer + Color

	Brand	Part Description	Part Number	Product Details
	Colson	EB-PVC-3.25-85A-GY	4714-00	End Bumper Donut B-1 Gray 3.25" diameter .344 HOLE .97" Tall Vinyl 80-85A
	Colson	EB-PVC-3.25-85A-BK	4714-01	End Bumper Donut B-1 Black 3.25" diameter .344 HOLE .97" Tall Vinyl 80-85A
	Colson	EB-TPR-3.25-70A-GY	06901	End Bumper 3.25 O.D. Gray TPR .34" hole .88" Tall 70A
	Colson	EB-TPR-3.25-70A-BK	03050.43	End Bumper 3.25 OD Black Performa .34" hole .88" Tall 70A
	Colson	EB-TPR-1.75-70A-GY	06901.01	End Bumper 1.75 O.D. Gray TPR .25" Hole .5" Tall 70A



Rolling Bumpers

Shape/Type + Material + Diameter + ID + Durometer + Color

	Brand	Part Description	Part Number	Product Details
	Colson	RB-PVC-5-.375-85A-GY	RB-5.06	5 in Rolling Bumper 3/8" ID insert
	Colson	RB-PVC-5-.50-85A-GY	RB-5.08	5 in Rolling Bumper 1/2" ID insert
	Colson	RB-PVC-5-.63-85A-GY	RB-5.10	5 in Rolling Bumper 5/8" ID insert


Tubing Bumpers

Shape/Type + Material + Diameter + ID + Durometer + Color

	Brand	Part Description	Part Number	Product Details
	Colson	TB-PVC-3.5x1R-85A-GY	TB3.5R	Tubing Bumper Round 3.5" diameter with 1" ID round hole
	Colson	TB-PVC-3.5x1SQ-85A-GY	TB3.5S	Tubing Bumper Square 3.5" diameter with 1" ID square hole

Accessories

Corner and Strip Bumpers



Shape/Type+ Material + Dimensions+ Durometer+Color + Specify Length(if required)

Brand	Part Description	Part Number	Product Details
Colson	CCB-PVC-6x3x1.5-85A-GY	06926	Corner Bumper 6 X 3 with pre drilled insert
Colson	SB-PVC-1.5-85A-GY-NI	66930	Bumper 1.50PVC Strip for 06926 without insert - 50 Feet
Colson	CCB-PVC-2.6x2.6x1.13-85A-GY	06906	Bumper-A Corner 2.6X2.6 with insert
Colson	SB-PVC-1.13-85A-GY-NI	66914	Bumper 1.13PVC Strip for 06906 without insert - 50 Feet
Colson	CCB-PVC-2.5x2.5x.75-85A-GY	06905	Bumper-A Corner 2.5X2.5 with insert
Colson	SB-PVC-.75-85A-GY-NI	66913	Bumper 0.75 PVC Strip for 06905 without insert - 50 Feet

Sockets

Part Number Description Codes			
Material	Shape	Fitting Type Compatibility	Tube ID
RT= Glass Filled Nylon	RD = Round	GN = Grip Neck Stem	(number)
PE= Polyethylene	SW = Square	GR = Grip Ring Stem	

Round Tube Sockets



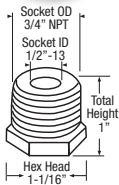
Brand	Part Number	Part Description	Material	Tubing Gauge	Socket OD	Tube ID (Dia)	Compatible Grip Ring Fastening	Base Dimension	
Shepherd	003027	PERDGN-433	Polyethylene	9/16" 16 Gauge	0.45	0.433	223, 211, 291, 273, GR01, GR02, GR10, GRS1, GRS2	0.94" diameter	
Shepherd	002460	PERDGR-870	Polyethylene	1" - 16 Gauge	0.894	0.870		1.25" diameter	
Shepherd	002473	PERDGR-902	Polyethylene	1" - 18 Gauge	0.924	0.902		1.25" diameter	
Shepherd	43441	PERDGR-767	Polyethylene	Hole Required 0.767 - 0.855"	0.807	0.767		1.19" diameter	
Shepherd	43446	PERDGR-872	Polyethylene	1-1/16" - 13 Gauge	0.894	0.872		1.25" diameter	
Shepherd	43447	PERDGR-846	Polyethylene	Hole Required 0.846 - 0.855"	0.868	0.846		1.25" diameter	
Shepherd	43400	RTRDGR-777	Glass Filled Nylon	7/8" - 18 Gauge	0.782	0.777		0.88" diameter	
Shepherd	43401	RTRDGR-872	Glass Filled Nylon	1-1/16" - 13 Gauge	0.877	0.872		1.06" diameter	
Shepherd	43486	PERDGR-904	Polyethylene	1" - 18 Gauge	0.928	0.904		1.25" diameter	
Shepherd	43403	RTRDGR-902	Glass Filled Nylon	1" - 18 Gauge	0.907	0.902		1.0" diameter	
Shepherd	43404	RTRDGR-1072	Glass Filled Nylon	Hole Required 1.072"	1.077	1.072		1.25" diameter	
Shepherd	43405	RTRDGR-1120	Glass Filled Nylon	1-1/4" - 16 Gauge	1.125	1.12		1.25" diameter	
Shepherd	43515	RTRDGR-1131	Glass Filled Nylon	Hole Required 1.310"	1.315	1.1310		1.5" diameter	
Shepherd	43520	RTRDGR-1490	Glass Filled Nylon	Hole Required 1.49"	1.50	1.49		1.63" diameter	
Shepherd	43481	PERDGR-584	Polyethylene	Hole Required 0.584	0.586	0.584		0.84" diameter	
Shepherd	38393	STRDGR-600	Steel	0.687 - 17 Gauge	0.595	0.6		0.94" diameter	
Shepherd	618659	STRDGR-590	Steel -Welded	Hole Required 0.59 x 1.5"	0.577	0.59		0.996" diameter	
Shepherd	002255	STRDGR-560x1150	Steel - for Wood (0.25" screws to attach)	Hole Required 9/16 x 1.5" w/ 4 mounting holes 1/4" mounting screw				2.13" diameter	
Shepherd	38372	STRDGN-380x1630	Steel - for Wood press to attach	Hole Required 3/8 x 1-5/8	NA	NA		302	0.75" diameter

Square Tube Sockets



Brand	Part Number	Part Description	Material	Tubing Gauge	Socket OD	Tube ID (Dia)	Compatible Grip Ring Fastening	Base Dimension
Shepherd	42254	SQRTGR-902A	Glass Filled Nylon	1" - 18 Gauge	0.916	0.902	223, 211, 291, 273, GR01, GR02, GR10, GRS1, GRS2	1.03" x 1.03"
Shepherd	43530	SQRTGR-657	Glass Filled Nylon	.75" - 18 Gauge	0.662	0.657		.75" x .75"
Shepherd	43531	SQRTGR-620	Glass Filled Nylon	.75" - 16 Gauge	0.620	0.62		.75" x .75"
Shepherd	43484	SQPEGR-870	Polyethylene	1" - 16 Gauge	0.917	0.87		1.13" x 1.13"
Shepherd	43507	SQRTGR-880	Glass Filled Nylon	1.03" - .080 wall	0.892	0.88		1.0" x 1.0"
Shepherd	43491	SQRTGR-902B	Glass Filled Nylon	1" - 18 Gauge	0.900	0.902		1.13" x 1.13"
Shepherd	43521	SQRTGR-1152A	Glass Filled Nylon	1.25" - 18 Gauge	1.157	1.152		1.28" x 1.28"
Shepherd	43522	SQRTGR-1152B	Glass Filled Nylon	1.25" - 18 Gauge	1.157	1.152		1.53" x 1.53"
Shepherd	43518	SQRTGR-1140	Glass Filled Nylon	1.5" - 7 Gauge	1.145	1.14		1.53" x 1.53"
Shepherd	43519	SQRTGR-1402	Glass Filled Nylon	1.5" - 18 Gauge	1.407	1.402		1.53" x 1.53"

Pipe Thread Socket



Brand	Part Number	Note:	Material	Hex Head	Socket OD	Socket ID	Total Height
Shepherd	10003	Works with any 741, 748, TS01, TS02, TS03 Stem	Steel	1-1/16"	3/4" NPT	1/2"-13	1"

Metal Tee Nut



Brand	Part Number	Socket Number	Material	Hole Required	Compatible Grip Ring Fastening
Shepherd	002348	Nut SBW33	Steel	3/8"	525,532, 545, 507

Corner Bracket



003313-20

003312-20

Brand	Part Number	Description	Material	Hole diameter x Height	Compatible Grip Ring Fastening
Shepherd	003313-20	90° w/ 11/32" holes and tabs	Steel - unplated	0.34 x 1.5"	223, 211, 291, 273, GR01, GR02, GR10, GRS1, GRS2
Shepherd	003312-20	180°w/ 11/32" holes and tabs	Steel - unplated	0.34 x1.5"	

Accessories

Round and Square Nylon Expander kits

Round Tube



MedCaster	Rhombus Expander	Dimensions	Type	Kit PN by Quantity (20pc and 50pc are Bulk Pack) Without Bolt			Kit Description	Bill of Materials Components				
				1pc kit	20pc kit	50pc kit		Expander	Top Cone	Bottom Cone	Washer	Nut
XRN1	R66	.70-.78" 17.8-19.7mm	Round Tube	907170	907182	907194	R66 - XRN1 Without Bolt	09386	09327	09326	617099	NA
XRN2	R67	.78-.85" 19.8-21.7mm	Round Tube	907171	907183	907195	R67 - XRN2 Without Bolt	09387	09327	09326	617099	NA
XRN3	R68	.86-.97" 21.8-24.7mm	Round Tube	907172	907184	907196	R68 - XRN3 Without Bolt	09388	09328	09323	617099	09474
XRN4	R69	.97-1.13" 24.8-28.7mm	Round Tube	907173	907185	907197	R69 - XRN4 Without Bolt	09390	09315	09324	617099	09474
XRN5	R70	1.14-1.29" 28.8-32.7mm	Round Tube	907174	907186	907198	R70 - XRN5 Without Bolt	09392	09316	09325	617099	09474

Requires M12 bolt for installation.

Square Tube



MedCaster	Rhombus Expander	Dimensions	Type	Kit PN by Quantity (20pc and 50pc are Bulk Pack) Without Bolt			Kit Description	Bill of Materials Components				
				1pc kit	20pc kit	50pc kit		Expander	Top Cone	Bottom Cone	Washer	Nut
XSN1	R71	.75-.81" 19.04-20.62mm	Square Tube	907175	907187	907199	R71 - XSN1 Without Bolt	09387	09327	09326	617099	integrated into cone
XSN2	R72	.88-.94" 22.21-23.79mm	Square Tube	907176	907188	907200	R72 - XSN2 Without Bolt	09389	09327	09326	617099	integrated into cone
XSN3	R73	1.0 - 1.06" 25.4-26.99mm	Square Tube	907177	907189	907201	R73 - XSN3 Without Bolt	09389	09328	09323	617099	09474
XSN5	R75	1.25 - 1.31" 31.75-33.27mm	Square Tube	907178	907190	907202	R75 - XSN5 Without Bolt	09391	09315	09324	617099	09474
XSN6	R76	1.38 - 1.44" 35.05-36.57mm	Square Tube	907179	907191	907203	R76 - XSN6 Without Bolt	09391	09316	09325	617099	09474
XSN7	R77	1.5 - 1.56" 38.1-39.62mm	Square Tube	907180	907192	907204	R77 - XSN7 Without Bolt	09393	09316	09325	617099	09474
XSN9	R79	1.63 - 1.69" 41.4-42.93mm	Square Tube	907181	907193	907205	R79 - XSN9 Without Bolt	09394	09316	09325	617099	09474

Requires M12 bolt for installation.

Round Rubber Expanding Adapters for Round and Square Tubes

Round Tube



MedCaster	Colson Expander	Dimensions	Kit Part Number	Bill of Materials Components			
				Expander	Bottom Cone	Washer	Nut
XRR1	MTG40	.75-.81" (19.04-20.62mm)	05502.40 + 1/2-13 Bolt	57410.50	57410.29	57410.18	57410.01
XRR2	MTG41	.88-.94" (22.21-23.79mm)	05502.41 + 1/2-13 Bolt	57410.51	57410.30	57410.18	57410.02
XRR3	MTG42	1.0 - 1.06" (25.4-26.99mm)	05502.42 + 1/2-13 Bolt	57410.52	57410.31	57410.18	57410.03
XRR4	MTG43	1.13 - 1.19" (28.7-30.23mm)	05502.43 + 1/2-13 Bolt	57410.53	57410.32	57430.00	57410.04
XRR5	MTG44	1.25 - 1.31" (31.75-33.27mm)	05502.44 + 1/2-13 Bolt	57410.54	57410.33	57410.19	57410.05
XRR6	MTG45	1.38 - 1.44" (35.05-36.57mm)	05502.45 + 1/2-13 Bolt	57410.55	57410.34	57410.20	57410.06
XRR7	MTG46	1.5 - 1.56" (38.1-39.62mm)	05502.46 + 1/2-13 Bolt	57410.56	57410.35	57410.38	57410.07
XRR8	MTG47	1.63 - 1.69" (41.4-42.93mm)	05502.47 + 1/2-13 Bolt	57410.57	57410.36	57410.38	57410.37

Square Tube



MedCaster	Colson Expander	Dimensions	Kit Part Number	Bill of Materials Components			
				Expander	Bottom Cone	Washer	Nut
XSR2	MTG51	.88-.94" (22.21-23.79mm)	05502.51 + 1/2-13 Bolt	57410.51	57410.30	57410.19	57410.02
XSR3	MTG52	1.0 - 1.06" (25.4-26.99mm)	05502.52 + 1/2-13 Bolt	57410.52	57410.31	57410.20	57410.03
XSR4	MTG53	1.13 - 1.19" (28.7-30.23mm)	05502.53 + 1/2-13 Bolt	57410.53	57410.32	57410.38	57410.04
XSR5	MTG54	1.25 - 1.31" (31.75-33.27mm)	05502.54 + 1/2-13 Bolt	57410.54	57410.33	57434	57410.05
XSR6	MTG55	1.38 - 1.44" (35.05-36.57mm)	05502.55 + 1/2-13 Bolt	57410.55	57410.34	57434	57410.06

Unit Conversions

Inches/Millimeter Conversion

Inches (Fraction)	Inches (Decimal)	Millimeters
1/64	0.02	0.40
1/32	0.03	0.79
3/64	0.05	1.19
1/16	0.06	1.59
5/64	0.08	1.98
3/32	0.09	2.38
7/64	0.11	2.78
1/8	0.13	3.17
9/64	0.14	3.57
5/32	0.16	3.97
11/64	0.17	4.36
3/16	0.19	4.76
13/64	0.20	5.16
7/32	0.22	5.55
15/64	0.23	5.95
1/4	0.25	6.35
17/64	0.27	6.74
9/32	0.28	7.14
19/64	0.30	7.53
5/16	0.31	7.93
21/64	0.33	8.33
11/32	0.34	8.72
23/64	0.36	9.12
3/8	0.38	9.52
25/64	0.39	9.91
13/32	0.41	10.31
27/64	0.42	10.71
7/16	0.44	11.10
29/64	0.45	11.50
15/32	0.47	11.90
31/64	0.48	12.29

Inches (Fraction)	Inches (Decimal)	Millimeters
1/2	0.50	12.69
33/64	0.52	13.09
17/32	0.53	13.48
35/64	0.55	13.88
9/16	0.56	14.28
37/64	0.58	14.67
19/32	0.59	15.07
39/64	0.61	15.47
5/8	0.63	15.86
41/64	0.64	16.26
21/32	0.66	16.66
43/64	0.67	17.05
11/16	0.69	17.45
45/64	0.70	17.85
23/32	0.72	18.24
47/64	0.73	18.64
3/4	0.75	19.04
49/64	0.77	19.43
25/32	0.78	19.83
51/64	0.80	20.23
13/16	0.81	20.62
53/64	0.83	21.02
27/32	0.84	21.41
55/64	0.86	21.81

Inches (Fraction)	Inches (Decimal)	Millimeters
7/8	0.88	22.21
57/64	0.89	22.60
29/32	0.91	23.00
59/64	0.92	23.40
15/16	0.94	23.79
61/64	0.95	24.19
31/32	0.97	24.59
63/64	0.98	24.98
1	1.00	25.38
2	2.00	50.76
3	3.00	76.14
4	4.00	101.52
5	5.00	126.90
6	6.00	152.28
7	7.00	177.66
8	8.00	203.05
12	12.00	304.57

- Convert Inches to Millimeters: Divide by .0394 (note: this is how above chart was calculated and rounded to hundredths)
- Convert Millimeters to Inches: Multiply by .0394.
- Convert Kilograms to Pounds: Multiply by 2.2046.
- Convert Pounds to Kilograms: Divide by 2.2046.



MedCaster[™]

203 Kerth Street
St. Joseph, MI 49085
Phone: 800-253-0868
www.medcaster.com

All specifications and dimensions are accurate for present manufacture but subject to change without notice.

©2024 MedCaster R12

— A BRAND OF —
colson
GROUP USA

THE GLOBAL LEADER
IN CASTERS AND WHEELS.

Colson Group Brand	Action	Removed	Replace With
	Removed Series	Institutional 3" to 5" Diameter	PEMCO A-Line
		Institutional 6" Diameter	Colson 2 Series 6"
		Starlet Series	Planet (closest)
		Satellite Series	Planet (closest)
		Cosmo Series	Saturn (closest)
		Nova Series	Saturn (closest)
	Removed Colors	Satin Chrome - decorative casters	Not Applicable, high MOQ required
		Brass plate - Pacer	
		Satin Chrome - Pacer	
	ALBION	Removed Series	02
E5			PEMCO E-Line Stainless
68			Albion 38 Series
05			Defender
41			Albion 42
216			115 (Closest)
263			Not Applicable
281			Not Applicable
290			Albion 415 Series
295			Albion 615 Series
Bassick Honcho			Not Applicable
Jarvis Air Cargo			Albion 03
Re-moved, but still available		DC	DC
		P2	P2
		04	04
		63	63
		92	92
		292	292
		93	93
293	293		

Colson Group Brand	Action	Removed	Replace With	
	Removed Series	Enforcer 4 & 6	Albion 110	
		Enforcer 7 & 8	Albion 310	
		4 Series SS	Defender D4	
		4 Series Encore	4 Series or Pemco E-line	
		4 Series Encore SS	Pemco E-Line SS	
	Removed Wheels	Commander	Albion NX	
		Conquest	CG-Max	
		Triumph	CG-Max	
		Forged Steel	Albion FS	
	Removed 2.5" - 3" Wide Tread Wheels	Mold on Rubber	Albion MR	
Mold on Polyurethane		Albion PY		
Phenolic		Albion TM		
Cast Iron		Albion CI		
V-Groove		Albion VG/VL		
		Removed Series	TW	Shepherd PUT
			GT	Shepherd PSF
			DL	Not Applicable
			SL	MedCaster BBTEK / DT
			Optimus	MedCaster Avant 75mm
	CH		MedCaster FX Chrome	
	CX		MedCaster FX Chrome	
	CP		Not Applicable	
	SS (2" Wide)		Defender D4	
	Original SX		MedCaster SX Gen 2	
	AC		MedCaster SX Gen 2	
	MP - Marquee		MedCaster Avant	
	PG		MedCaster Avant	
	PT		MedCaster TT & CT	
	MU		MedCaster TT & CT	
	PC		MedCaster 390 Series (Rhombus)	
	PP		MedCaster 391 Series (Rhombus)	
	PL		MedCaster TT & CT	
	MB		MedCaster 390 & 391 (Rhombus)	
	389		Not Applicable	
	399		Available from Colson EU	
	367		MedCaster FX Chrome	



ALBION



COLSON



SHEPHERD



MEDCASTER



PEMCO



EVERYTHING



Visit www.colsongroupusa.com to discover how easy it is to choose the right caster for your specific application.

The screenshot shows the Colson Group website homepage. At the top left is the Colson Group logo with the tagline "ROLLING AT THE SPEED OF LIFE". To the right are links for "LOGIN", "REGISTER", and "QUOTE CART". Below the logo is a navigation menu with categories: "INDUSTRIES", "CASTER SOLUTIONS", "CASTERS BY CAPACITY", "WHEELS", "CAPABILITIES", "RESOURCES", and "CONTACT COLSON". A search bar is located to the right of the navigation menu. The main banner features a large image of a factory floor with the text "THE GLOBAL LEADER IN CASTER AND WHEEL SOLUTIONS" and a smaller image of a "MADE IN USA" caster wheel. Below the banner is a "QUICK SEARCH BY INDUSTRY SOLUTIONS" section with two tabs: "CASTERS" and "WHEELS". A grid of 16 industry icons is displayed, each with a corresponding label: Aerospace, Air Cargo, Automotive, Data Centers, Food Service, Furniture, Health/Medical, Horticulture & Gardens, Hospitality, Institutional, Laundry, Marine, Retail Environment, Robotics, Tool Storage, and Warehousing & Distribution. At the bottom of the grid is a "SEARCH INDUSTRY PRODUCTS" button.



To find all Colson Group literature at one convenient location visit www.castercatalogs.com

Innovative caster solutions from the brands you know and trust! www.colsongroupusa.com • 800-253-0868

